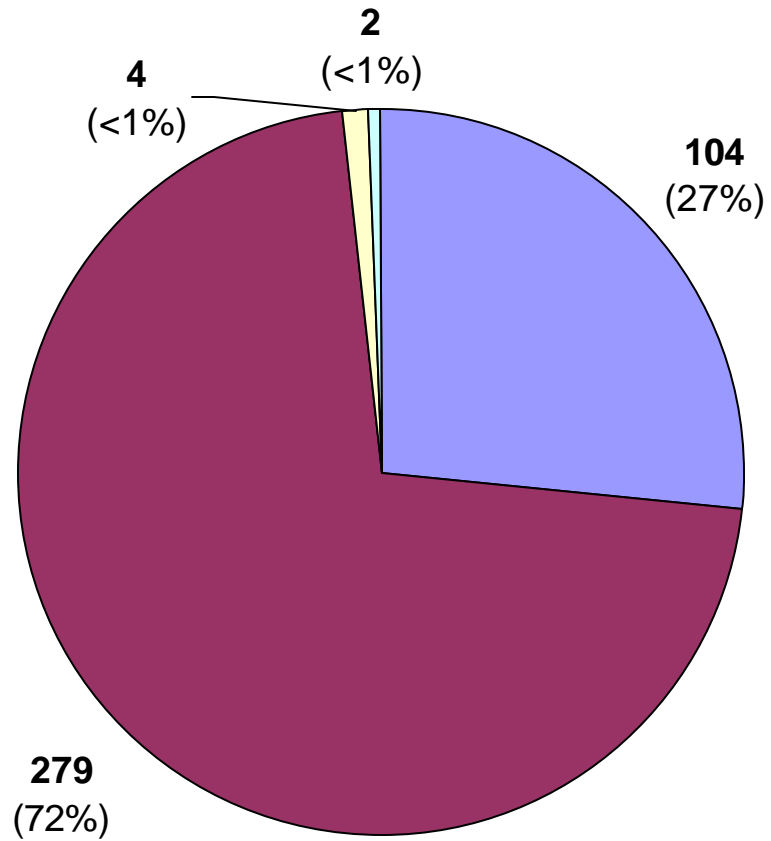
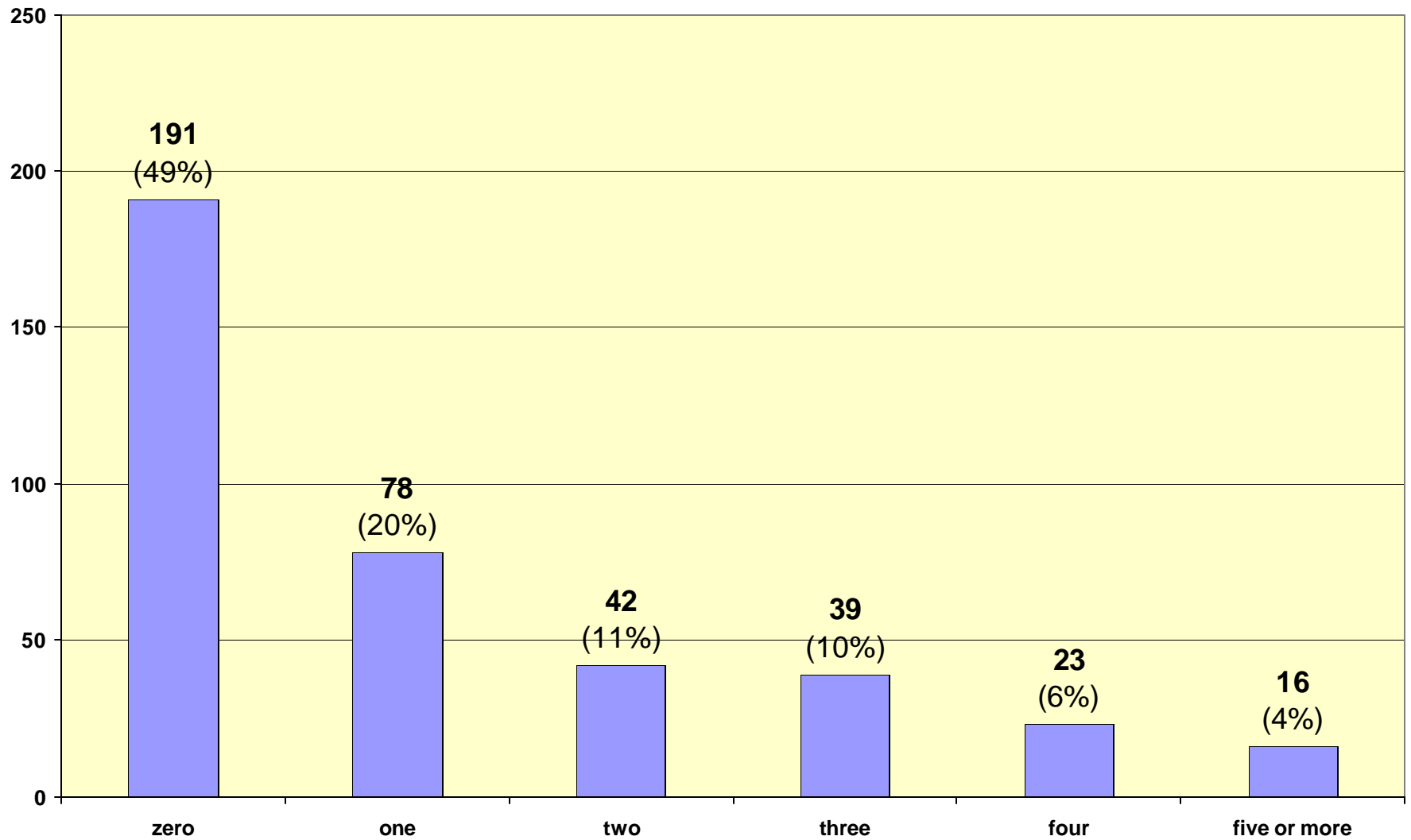


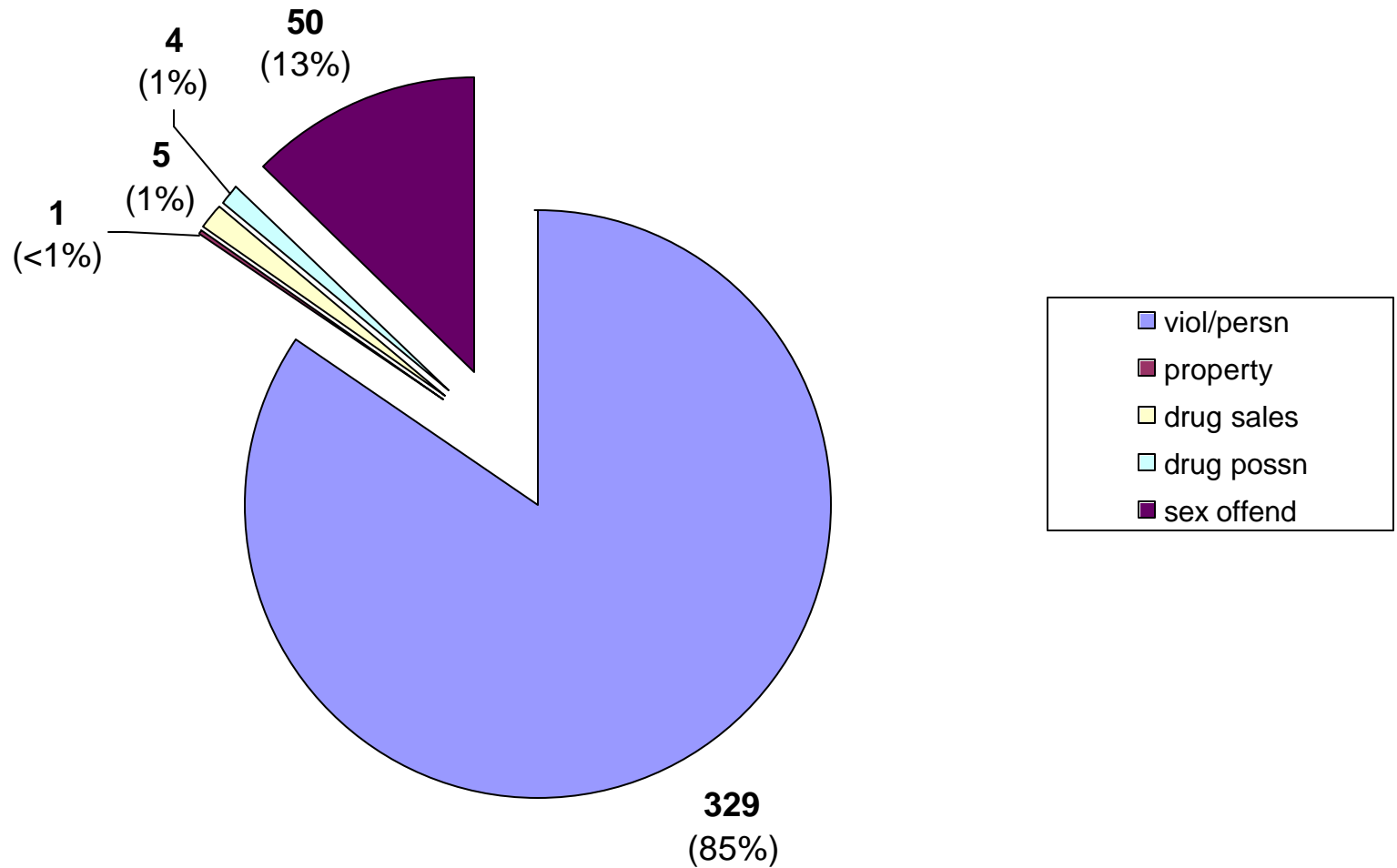
### Active Inmates Serving Life Without Parole by Race & Gender



## Active Inmates Serving Life Without Parole By Prior Incarcerations



### Active Inmates Serving Life Without Parole By Crime Type



Inmate statistical profile

TABLE OF CONTENTS FOR ACTIVE PRISONERS EXCLUDING JAIL

| Title                                      | PAGE |
|--|------|
| RACE AND SEX.....                          | 2    |
| Culture Fair IQ Scores.....                | 3    |
| Self-Rpt Socioeconomic Class.....          | 4    |
| Self-Rpt Environment To Age 16.....        | 5    |
| Self-Rpt Education Level.....              | 6    |
| Functional Reading Level (WRAT Scores)..   | 7    |
| Functional Math Level (WRAT Scores)....    | 8    |
| Functional Spelling Level (WRAT Scores). 9 |      |
| Self-Rpt Guardian Status To Age 16.....    | 10   |
| Self-Rpt Employment Status Before Prison   | 11   |
| Self-Rpt Marital Status At Admission....   | 12   |
| Self-Rpt Number Of Children At Admission   | 13   |
| Self-Rpt Religious Affiliation.....        | 14   |
| Self-Rpt Family Behavior Patterns *.....   | 15   |
| Inmate Diagnostic Behavior Problem *....   | 16   |
| Physical Profile (General Condition)....   | 17   |
| Security Status.....                       | 18   |
| Number Of Sentences.....                   | 19   |
| Number Of Disciplinarys.....               | 20   |
| Number Of Escapes.....                     | 21   |
| Number Of Prior Georgia Incarcerations *   | 22   |
| Number Of Transfers.....                   | 23   |
| County Of Conviction.....                  | 24   |
| Circ Of Conviction.....                    | 27   |
| Home County.....                           | 29   |
| Prison Sentence In Years.....              | 32   |
| Probation To Follow Prison.....            | 33   |
| Admission Type.....                        | 34   |
| Release Type.....                          | 35   |
| Inst By Group.....                         | 36   |
| Institution.....                           | 37   |
| Misdemeanors And Felonies.....             | 38   |
| Crimes By Group.....                       | 39   |
| Most Serious Offense.....                  | 40   |
| Most Serious Crime Type.....               | 41   |

Inmate statistical profile

Sample: ACTIVE PRISONERS EXCLUDING JAIL  
Active inmates 01/18/2005

Requestor: Statistics

RACE AND SEX by current age & sex

| RACE AND SEX     | M E N       |             |             |             |             | W O M E N   |             |             |             |               | Grand Total % |
|------------------|-------------|-------------|-------------|-------------|-------------|-------------|-------------|-------------|-------------|---------------|---------------|
|                  | Age 00-21 % | Age 22-39 % | Age 40-54 % | Age 55-99 % | Men Total % | Age 00-21 % | Age 22-39 % | Age 40-54 % | Age 55-99 % | Women Total % |               |
| WHITE MALE       | 1 50        | 53 25       | 34 25       | 16 52       | 104 27      | 0 0         | 0 0         | 0 0         | 0 0         | 0 0           | 104 27        |
| NON WHITE MALE   | 1 50        | 161 75      | 102 75      | 15 48       | 279 73      | 0 0         | 0 0         | 0 0         | 0 0         | 0 0           | 279 72        |
| WHITE FEMALE     | 0 0         | 0 0         | 0 0         | 0 0         | 0 0         | 0 0         | 2 67        | 2 67        | 0 0         | 4 67          | 4 1           |
| NON WHITE FEMALE | 0 0         | 0 0         | 0 0         | 0 0         | 0 0         | 0 0         | 1 33        | 1 33        | 0 0         | 2 33          | 2 1           |
| Total reported   | 2 100       | 214 100     | 136 100     | 31 100      | 383 100     | 0 0         | 3 100       | 3 100       | 0 0         | 6 100         | 389 100       |
| Percent reported | 100.0       | 100.0       | 100.0       | 100.0       | 100.0       | .0          | 100.0       | 100.0       | .0          | 100.0         | 100.0         |
| NOT REPORTED     | 0           | 0           | 0           | 0           | 0           | 0           | 0           | 0           | 0           | 0             | 0             |
| Total            | 2           | 214         | 136         | 31          | 383         | 0           | 3           | 3           | 0           | 6             | 389           |
| AVERAGE AGE      | 20.50       | 31.68       | 45.99       | 60.45       | 39.03       | .00         | 31.33       | 46.67       | .00         | 39.00         | 39.03         |

Inmate statistical profile

Sample: ACTIVE PRISONERS EXCLUDING JAIL  
Active inmates 01/18/2005

Requestor: Statistics

Culture Fair IQ Scores by current age & sex

| IQ Score         | M E N     |             |             |             |             | W O M E N |             |             |             |               | Grand Total % |   |        |     |       |     |     |    |        |     |       |     |
|------------------|-----------|-------------|-------------|-------------|-------------|-----------|-------------|-------------|-------------|---------------|---------------|---|--------|-----|-------|-----|-----|----|--------|-----|-------|-----|
|                  | Age 00-21 | Age % 22-39 | Age % 40-54 | Age % 55-99 | Men % Total | Age 00-21 | Age % 22-39 | Age % 40-54 | Age % 55-99 | Women % Total |               |   |        |     |       |     |     |    |        |     |       |     |
| LESS THAN 70     | 0         | 0           | 6           | 3           | 11          | 9         | 1           | 4           | 18          | 5             | 0             | 0 | 0      | 0   | 0     | 0   | 0   | 18 | 5      |     |       |     |
| 70 AND UP        | 2         | 100         | 186         | 97          | 106         | 91        | 25          | 96          | 319         | 95            | 0             | 0 | 3      | 100 | 3     | 100 | 0   | 0  | 6      | 100 | 325   | 95  |
| Total reported   | 2         | 100         | 192         | 100         | 117         | 100       | 26          | 100         | 337         | 100           | 0             | 0 | 3      | 100 | 3     | 100 | 0   | 0  | 6      | 100 | 343   | 100 |
| Percent reported | 100.0     |             | 89.7        |             | 86.0        |           | 83.9        |             | 88.0        |               | .0            |   | 100.0  |     | 100.0 |     | .0  |    | 100.0  |     | 88.2  |     |
| NOT REPORTED     | 0         |             | 22          |             | 19          |           | 5           |             | 46          |               | 0             |   | 0      |     | 0     |     | 0   |    | 0      |     | 46    |     |
| Total            | 2         |             | 214         |             | 136         |           | 31          |             | 383         |               | 0             |   | 3      |     | 3     |     | 0   |    | 6      |     | 389   |     |
| AVERAGE IQ       | 90.00     |             | 100.97      |             | 94.93       |           | 98.73       |             | 98.64       |               | .00           |   | 113.67 |     | 94.67 |     | .00 |    | 104.17 |     | 98.73 |     |

Inmate statistical profile

Sample: ACTIVE PRISONERS EXCLUDING JAIL  
Active inmates 01/18/2005

Requestor: Statistics

Self-Rpt Socioeconomic Class by current age & sex

| Socioeconomic Class | M E N       |             |             |             |             | W O M E N   |             |             |             |               | Grand Total % |
|---------------------|-------------|-------------|-------------|-------------|-------------|-------------|-------------|-------------|-------------|---------------|---------------|
|                     | Age 00-21 % | Age 22-39 % | Age 40-54 % | Age 55-99 % | Men Total % | Age 00-21 % | Age 22-39 % | Age 40-54 % | Age 55-99 % | Women Total % |               |
| WELFARE             | 0 0         | 13 6        | 8 6         | 1 3         | 22 6        | 0 0         | 0 0         | 0 0         | 0 0         | 0 0           | 22 6          |
| OCC EMPLOY          | 0 0         | 10 5        | 7 5         | 0 0         | 17 5        | 0 0         | 0 0         | 0 0         | 0 0         | 0 0           | 17 4          |
| MINIMUM STD         | 2 100       | 114 55      | 69 52       | 15 50       | 200 54      | 0 0         | 0 0         | 1 33        | 0 0         | 1 17          | 201 53        |
| MIDDLE              | 0 0         | 68 33       | 45 34       | 13 43       | 126 34      | 0 0         | 2 67        | 2 67        | 0 0         | 4 67          | 130 34        |
| OTHER               | 0 0         | 2 1         | 4 3         | 1 3         | 7 2         | 0 0         | 1 33        | 0 0         | 0 0         | 1 17          | 8 2           |
| Total reported      | 2 100       | 207 100     | 133 100     | 30 100      | 372 100     | 0 0         | 3 100       | 3 100       | 0 0         | 6 100         | 378 100       |
| Percent reported    | 100.0       | 96.7        | 97.8        | 96.8        | 97.1        | .0          | 100.0       | 100.0       | .0          | 100.0         | 97.2          |
| NOT RPTD            | 0           | 7           | 3           | 1           | 11          | 0           | 0           | 0           | 0           | 0             | 11            |
| Total               | 2           | 214         | 136         | 31          | 383         | 0           | 3           | 3           | 0           | 6             | 389           |

Inmate statistical profile

Sample: ACTIVE PRISONERS EXCLUDING JAIL  
Active inmates 01/18/2005

Requestor: Statistics

Self-Rpt Environment To Age 16 by current age & sex

| Environment      | M E N        |              |              |              |              | W O M E N    |              |              |              |                | Grand   |
|------------------|--------------|--------------|--------------|--------------|--------------|--------------|--------------|--------------|--------------|----------------|---------|
|                  | Age<br>00-21 | Age<br>22-39 | Age<br>40-54 | Age<br>55-99 | Men<br>Total | Age<br>00-21 | Age<br>22-39 | Age<br>40-54 | Age<br>55-99 | Women<br>Total |         |
| RURAL/FARM       | 0 0          | 1 0          | 4 3          | 4 13         | 9 2          | 0 0          | 0 0          | 0 0          | 0 0          | 0 0            | 9 2     |
| RURAL/NFARM      | 0 0          | 6 3          | 10 8         | 3 10         | 19 5         | 0 0          | 1 33         | 2 67         | 0 0          | 3 50           | 22 6    |
| S.M.S.A          | 1 50         | 98 47        | 45 34        | 10 32        | 154 41       | 0 0          | 0 0          | 0 0          | 0 0          | 0 0            | 154 41  |
| URBAN            | 0 0          | 38 18        | 28 21        | 2 6          | 68 18        | 0 0          | 1 33         | 1 33         | 0 0          | 2 33           | 70 18   |
| SMALL TOWN       | 1 50         | 63 30        | 45 34        | 12 39        | 121 32       | 0 0          | 1 33         | 0 0          | 0 0          | 1 17           | 122 32  |
| OTHER            | 0 0          | 1 0          | 1 1          | 0 0          | 2 1          | 0 0          | 0 0          | 0 0          | 0 0          | 0 0            | 2 1     |
| Total reported   | 2 100        | 207 100      | 133 100      | 31 100       | 373 100      | 0 0          | 3 100        | 3 100        | 0 0          | 6 100          | 379 100 |
| Percent reported | 100.0        | 96.7         | 97.8         | 100.0        | 97.4         | .0           | 100.0        | 100.0        | .0           | 100.0          | 97.4    |
| NOT RPTD         | 0            | 7            | 3            | 0            | 10           | 0            | 0            | 0            | 0            | 0              | 10      |
| Total            | 2            | 214          | 136          | 31           | 383          | 0            | 3            | 3            | 0            | 6              | 389     |



Inmate statistical profile

Sample: ACTIVE PRISONERS EXCLUDING JAIL  
Active inmates 01/18/2005

Requestor: Statistics

Self-Rpt Education Level by current age & sex

| Education Level     | M E N     |             |             |             |             | W O M E N |             |             |             |               | Grand Total % |
|---------------------|-----------|-------------|-------------|-------------|-------------|-----------|-------------|-------------|-------------|---------------|---------------|
|                     | Age 00-21 | Age % 22-39 | Age % 40-54 | Age % 55-99 | Men % Total | Age 00-21 | Age % 22-39 | Age % 40-54 | Age % 55-99 | Women % Total |               |
| LESS THAN GRADE 7   | 0 0       | 6 3         | 5 4         | 3 10        | 14 4        | 0 0       | 0 0         | 0 0         | 0 0         | 0 0           | 14 4          |
| GRADE 7             | 0 0       | 6 3         | 8 6         | 2 6         | 16 4        | 0 0       | 0 0         | 0 0         | 0 0         | 0 0           | 16 4          |
| GRADE 8             | 1 50      | 25 12       | 9 7         | 5 16        | 40 11       | 0 0       | 0 0         | 0 0         | 0 0         | 0 0           | 40 10         |
| GRADE 9             | 0 0       | 30 14       | 15 11       | 5 16        | 50 13       | 0 0       | 1 33        | 0 0         | 0 0         | 1 17          | 51 13         |
| GRADE 10            | 1 50      | 43 20       | 33 25       | 1 3         | 78 21       | 0 0       | 0 0         | 1 33        | 0 0         | 1 17          | 79 21         |
| GRADE 11            | 0 0       | 36 17       | 13 10       | 4 13        | 53 14       | 0 0       | 2 67        | 0 0         | 0 0         | 2 33          | 55 14         |
| GRADE 12            | 0 0       | 37 18       | 18 14       | 5 16        | 60 16       | 0 0       | 0 0         | 1 33        | 0 0         | 1 17          | 61 16         |
| MORE THAN GRADE 12  | 0 0       | 27 13       | 32 24       | 6 19        | 65 17       | 0 0       | 0 0         | 1 33        | 0 0         | 1 17          | 66 17         |
| Total reported      | 2 100     | 210 100     | 133 100     | 31 100      | 376 100     | 0 0       | 3 100       | 3 100       | 0 0         | 6 100         | 382 100       |
| Percent reported    | 100.0     | 98.1        | 97.8        | 100.0       | 98.2        | .0        | 100.0       | 100.0       | .0          | 100.0         | 98.2          |
| NOT REPORTED        | 0         | 4           | 3           | 0           | 7           | 0         | 0           | 0           | 0           | 0             | 7             |
| Total               | 2         | 214         | 136         | 31          | 383         | 0         | 3           | 3           | 0           | 6             | 389           |
| AVG EDUCATION LEVEL | 9.00      | 11.22       | 11.87       | 10.94       | 11.42       | .00       | 10.33       | 12.00       | .00         | 11.17         | 11.41         |

\* NOTE: THE FIELD LABLED "LESS THAN GRADE 7" WAS CORRECTED IN MARCH 1989: MISSING DATA FOR INMATES STILL IN DIAGNOSTICS NOW HAS BEEN REMOVED FROM THIS FIELD AND IDENTIFIED AS "NOT REPORTED" INFORMATION.

Inmate statistical profile

Sample: ACTIVE PRISONERS EXCLUDING JAIL  
Active inmates 01/18/2005

Requestor: Statistics

Functional Reading Level (WRAT Scores) by current age & sex

| WRAT Reading Score | M E N       |             |             |             |             | W O M E N   |             |             |             |               | Grand Total % |
|--------------------|-------------|-------------|-------------|-------------|-------------|-------------|-------------|-------------|-------------|---------------|---------------|
|                    | Age 00-21 % | Age 22-39 % | Age 40-54 % | Age 55-99 % | Men Total % | Age 00-21 % | Age 22-39 % | Age 40-54 % | Age 55-99 % | Women Total % |               |
| LESS THAN GRADE 6  | 1 50        | 81 42       | 60 50       | 9 35        | 151 44      | 0 0         | 2 67        | 3 100       | 0 0         | 5 83          | 156 45        |
| 6TH THRU 8TH GRADE | 1 50        | 42 22       | 22 18       | 6 23        | 71 21       | 0 0         | 0 0         | 0 0         | 0 0         | 0 0           | 71 20         |
| GRADE 9            | 0 0         | 16 8        | 16 13       | 3 12        | 35 10       | 0 0         | 1 33        | 0 0         | 0 0         | 1 17          | 36 10         |
| GRADE 10           | 0 0         | 5 3         | 3 2         | 2 8         | 10 3        | 0 0         | 0 0         | 0 0         | 0 0         | 0 0           | 10 3          |
| GRADE 11           | 0 0         | 11 6        | 6 5         | 2 8         | 19 6        | 0 0         | 0 0         | 0 0         | 0 0         | 0 0           | 19 5          |
| GRADE 12           | 0 0         | 38 20       | 14 12       | 4 15        | 56 16       | 0 0         | 0 0         | 0 0         | 0 0         | 0 0           | 56 16         |
| MORE THAN GRADE 12 | 0 0         | 0 0         | 0 0         | 0 0         | 0 0         | 0 0         | 0 0         | 0 0         | 0 0         | 0 0           | 0 0           |
| Total reported     | 2 100       | 193 100     | 121 100     | 26 100      | 342 100     | 0 0         | 3 100       | 3 100       | 0 0         | 6 100         | 348 100       |
| Percent reported   | 100.0       | 90.2        | 89.0        | 83.9        | 89.3        | .0          | 100.0       | 100.0       | .0          | 100.0         | 89.5          |
| NOT REPORTED       | 0           | 21          | 15          | 5           | 41          | 0           | 0           | 0           | 0           | 0             | 41            |
| Total              | 2           | 214         | 136         | 31          | 383         | 0           | 3           | 3           | 0           | 6             | 389           |
| AVG READING SCORE  | 7.00        | 6.95        | 6.33        | 7.57        | 6.78        | .00         | 4.90        | 1.10        | .00         | 3.00          | 6.71          |

Inmate statistical profile

Sample: ACTIVE PRISONERS EXCLUDING JAIL  
Active inmates 01/18/2005

Requestor: Statistics

Functional Math Level (WRAT Scores) by current age & sex

| WRAT Math Score    | M E N       |             |             |             |             | W O M E N   |             |             |             |               | Grand Total % |
|--------------------|-------------|-------------|-------------|-------------|-------------|-------------|-------------|-------------|-------------|---------------|---------------|
|                    | Age 00-21 % | Age 22-39 % | Age 40-54 % | Age 55-99 % | Men Total % | Age 00-21 % | Age 22-39 % | Age 40-54 % | Age 55-99 % | Women Total % |               |
| LESS THAN GRADE 6  | 1 50        | 55 28       | 55 45       | 14 54       | 125 37      | 0 0         | 1 33        | 1 33        | 0 0         | 2 33          | 127 36        |
| 6TH THRU 8TH GRADE | 1 50        | 90 47       | 45 37       | 7 27        | 143 42      | 0 0         | 1 33        | 1 33        | 0 0         | 2 33          | 145 42        |
| GRADE 9            | 0 0         | 22 11       | 12 10       | 1 4         | 35 10       | 0 0         | 1 33        | 1 33        | 0 0         | 2 33          | 37 11         |
| GRADE 10           | 0 0         | 13 7        | 5 4         | 2 8         | 20 6        | 0 0         | 0 0         | 0 0         | 0 0         | 0 0           | 20 6          |
| GRADE 11           | 0 0         | 9 5         | 1 1         | 1 4         | 11 3        | 0 0         | 0 0         | 0 0         | 0 0         | 0 0           | 11 3          |
| GRADE 12           | 0 0         | 4 2         | 3 2         | 1 4         | 8 2         | 0 0         | 0 0         | 0 0         | 0 0         | 0 0           | 8 2           |
| MORE THAN GRADE 12 | 0 0         | 0 0         | 0 0         | 0 0         | 0 0         | 0 0         | 0 0         | 0 0         | 0 0         | 0 0           | 0 0           |
| Total reported     | 2 100       | 193 100     | 121 100     | 26 100      | 342 100     | 0 0         | 3 100       | 3 100       | 0 0         | 6 100         | 348 100       |
| Percent reported   | 100.0       | 90.2        | 89.0        | 83.9        | 89.3        | .0          | 100.0       | 100.0       | .0          | 100.0         | 89.5          |
| NOT REPORTED       | 0           | 21          | 15          | 5           | 41          | 0           | 0           | 0           | 0           | 0             | 41            |
| Total              | 2           | 214         | 136         | 31          | 383         | 0           | 3           | 3           | 0           | 6             | 389           |
| AVG MATH SCORE     | 5.75        | 7.21        | 6.22        | 5.89        | 6.75        | .00         | 5.97        | 7.33        | .00         | 6.65          | 6.75          |

Inmate statistical profile

Sample: ACTIVE PRISONERS EXCLUDING JAIL  
Active inmates 01/18/2005

Requestor: Statistics

Functional Spelling Level (WRAT Scores) by current age & sex

| WRAT Spelling Score | M E N       |             |             |             |             | W O M E N   |             |             |             |               | Grand Total % |
|---------------------|-------------|-------------|-------------|-------------|-------------|-------------|-------------|-------------|-------------|---------------|---------------|
|                     | Age 00-21 % | Age 22-39 % | Age 40-54 % | Age 55-99 % | Men Total % | Age 00-21 % | Age 22-39 % | Age 40-54 % | Age 55-99 % | Women Total % |               |
| LESS THAN GRADE 6   | 1 50        | 68 35       | 66 55       | 13 50       | 148 43      | 0 0         | 1 33        | 1 33        | 0 0         | 2 33          | 150 43        |
| 6TH THRU 8TH GRADE  | 1 50        | 57 30       | 33 27       | 8 31        | 99 29       | 0 0         | 1 33        | 0 0         | 0 0         | 1 17          | 100 29        |
| GRADE 9             | 0 0         | 24 12       | 6 5         | 1 4         | 31 9        | 0 0         | 0 0         | 0 0         | 0 0         | 0 0           | 31 9          |
| GRADE 10            | 0 0         | 15 8        | 5 4         | 0 0         | 20 6        | 0 0         | 0 0         | 0 0         | 0 0         | 0 0           | 20 6          |
| GRADE 11            | 0 0         | 12 6        | 4 3         | 1 4         | 17 5        | 0 0         | 0 0         | 1 33        | 0 0         | 1 17          | 18 5          |
| GRADE 12            | 0 0         | 17 9        | 7 6         | 2 8         | 26 8        | 0 0         | 1 33        | 1 33        | 0 0         | 2 33          | 28 8          |
| MORE THAN GRADE 12  | 0 0         | 0 0         | 0 0         | 1 4         | 1 0         | 0 0         | 0 0         | 0 0         | 0 0         | 0 0           | 1 0           |
| Total reported      | 2 100       | 193 100     | 121 100     | 26 100      | 342 100     | 0 0         | 3 100       | 3 100       | 0 0         | 6 100         | 348 100       |
| Percent reported    | 100.0       | 90.2        | 89.0        | 83.9        | 89.3        | .0          | 100.0       | 100.0       | .0          | 100.0         | 89.5          |
| NOT REPORTED        | 0           | 21          | 15          | 5           | 41          | 0           | 0           | 0           | 0           | 0             | 41            |
| Total               | 2           | 214         | 136         | 31          | 383         | 0           | 3           | 3           | 0           | 6             | 389           |
| AVG SPELLING SCORE  | 4.95        | 7.17        | 5.75        | 6.44        | 6.60        | .00         | 6.33        | 9.23        | .00         | 7.78          | 6.62          |

Inmate statistical profile

Sample: ACTIVE PRISONERS EXCLUDING JAIL  
Active inmates 01/18/2005

Requestor: Statistics

Self-Rpt Guardian Status To Age 16 by current age & sex

| Guardian Status  | M E N       |             |             |             |             | W O M E N   |             |             |             |               | Grand Total % |
|------------------|-------------|-------------|-------------|-------------|-------------|-------------|-------------|-------------|-------------|---------------|---------------|
|                  | Age 00-21 % | Age 22-39 % | Age 40-54 % | Age 55-99 % | Men % Total | Age 00-21 % | Age 22-39 % | Age 40-54 % | Age 55-99 % | Women % Total |               |
| ORPHANAGE        | 2 100       | 214 102     | 136 101     | 31 100      | 383 102     | 0 0         | 3 100       | 3 100       | 0 0         | 6 100         | 389 102       |
| FATHER ONLY      | 0 0         | 7 3         | 2 1         | 0 0         | 9 2         | 0 0         | 0 0         | 0 0         | 0 0         | 0 0           | 9 2           |
| FTR MTR HD       | 0 0         | 18 9        | 7 5         | 2 6         | 27 7        | 0 0         | 0 0         | 0 0         | 0 0         | 0 0           | 27 7          |
| MOTHER ONLY      | 1 50        | 79 38       | 58 43       | 5 16        | 143 38      | 0 0         | 0 0         | 1 33        | 0 0         | 1 17          | 144 38        |
| MTR FTR HD       | 0 0         | 62 30       | 47 35       | 16 52       | 125 33      | 0 0         | 2 67        | 2 67        | 0 0         | 4 67          | 129 34        |
| OTH FEMALE       | 0 0         | 7 3         | 3 2         | 3 10        | 13 3        | 0 0         | 0 0         | 0 0         | 0 0         | 0 0           | 13 3          |
| OTH MALE         | 0 0         | 2 1         | 0 0         | 0 0         | 2 1         | 0 0         | 0 0         | 0 0         | 0 0         | 0 0           | 2 1           |
| STEP-PARNTS      | 1 50        | 7 3         | 1 1         | 2 6         | 11 3        | 0 0         | 0 0         | 0 0         | 0 0         | 0 0           | 11 3          |
| FOSTER HOME      | 0 0         | 7 3         | 1 1         | 1 3         | 9 2         | 0 0         | 0 0         | 0 0         | 0 0         | 0 0           | 9 2           |
| GRAND PRNTS      | 0 0         | 13 6        | 11 8        | 1 3         | 25 7        | 0 0         | 1 33        | 0 0         | 0 0         | 1 17          | 26 7          |
| OTHER            | 0 0         | 8 4         | 4 3         | 1 3         | 13 3        | 0 0         | 0 0         | 0 0         | 0 0         | 0 0           | 13 3          |
| Total reported   | 4 100       | 424 100     | 270 100     | 62 100      | 760 100     | 0 0         | 6 100       | 6 100       | 0 0         | 12 100        | 772 100       |
| Percent reported | 100.0       | 98.1        | 98.5        | 100.0       | 98.4        | .0          | 100.0       | 100.0       | .0          | 100.0         | 98.5          |
| NOT RPTD         | 0           | 4           | 2           | 0           | 6           | 0           | 0           | 0           | 0           | 0             | 6             |
| Total            | 2           | 214         | 136         | 31          | 383         | 0           | 3           | 3           | 0           | 6             | 389           |

Inmate statistical profile

Sample: ACTIVE PRISONERS EXCLUDING JAIL  
Active inmates 01/18/2005

Requestor: Statistics

Self-Rpt Employment Status Before Prison by current age & sex

| Employment       | M E N       |             |             |             |             | W O M E N   |             |             |             |               | Grand Total % |
|------------------|-------------|-------------|-------------|-------------|-------------|-------------|-------------|-------------|-------------|---------------|---------------|
|                  | Age 00-21 % | Age 22-39 % | Age 40-54 % | Age 55-99 % | Men Total % | Age 00-21 % | Age 22-39 % | Age 40-54 % | Age 55-99 % | Women Total % |               |
| FULL TIME        | 1 50        | 94 48       | 80 67       | 20 67       | 195 56      | 0 0         | 3 100       | 1 50        | 0 0         | 4 80          | 199 57        |
| PART TIME        | 0 0         | 14 7        | 4 3         | 0 0         | 18 5        | 0 0         | 0 0         | 0 0         | 0 0         | 0 0           | 18 5          |
| UNEMPL < 6M      | 0 0         | 24 12       | 11 9        | 1 3         | 36 10       | 0 0         | 0 0         | 1 50        | 0 0         | 1 20          | 37 11         |
| UNEMPL > 6M      | 0 0         | 34 18       | 18 15       | 3 10        | 55 16       | 0 0         | 0 0         | 0 0         | 0 0         | 0 0           | 55 16         |
| NEVER WORKD      | 1 50        | 23 12       | 2 2         | 1 3         | 27 8        | 0 0         | 0 0         | 0 0         | 0 0         | 0 0           | 27 8          |
| STUDENT          | 0 0         | 1 1         | 0 0         | 0 0         | 1 0         | 0 0         | 0 0         | 0 0         | 0 0         | 0 0           | 1 0           |
| INCAPABLE        | 0 0         | 4 2         | 5 4         | 5 17        | 14 4        | 0 0         | 0 0         | 0 0         | 0 0         | 0 0           | 14 4          |
| OTHER            | 0 0         | 0 0         | 0 0         | 0 0         | 0 0         | 0 0         | 0 0         | 0 0         | 0 0         | 0 0           | 0 0           |
| Total reported   | 2 100       | 194 100     | 120 100     | 30 100      | 346 100     | 0 0         | 3 100       | 2 100       | 0 0         | 5 100         | 351 100       |
| Percent reported | 100.0       | 90.7        | 88.2        | 96.8        | 90.3        | .0          | 100.0       | 66.7        | .0          | 83.3          | 90.2          |
| NOT RPTD         | 0           | 20          | 16          | 1           | 37          | 0           | 0           | 1           | 0           | 1             | 38            |
| Total            | 2           | 214         | 136         | 31          | 383         | 0           | 3           | 3           | 0           | 6             | 389           |

\* NOTE: THE FIELD LABELD "OTHER" WAS CORRECTED IN APRIL 1989; INMATES CODED "PRE-OTIS NOT REPORTED" NOW HAVE BEEN REMOVED FROM THIS FIELD AND IDENTIFIED AS "NOT REPORTED".

Inmate statistical profile

Sample: ACTIVE PRISONERS EXCLUDING JAIL  
Active inmates 01/18/2005

Requestor: Statistics

Self-Rpt Marital Status At Admission by current age & sex

| Marital Status   | M E N     |           |           |           |             | W O M E N |           |           |           |               | Grand Total % |
|------------------|-----------|-----------|-----------|-----------|-------------|-----------|-----------|-----------|-----------|---------------|---------------|
|                  | Age 00-21 | Age 22-39 | Age 40-54 | Age 55-99 | Men Total % | Age 00-21 | Age 22-39 | Age 40-54 | Age 55-99 | Women Total % |               |
| SINGLE           | 2 100     | 154 73    | 56 42     | 4 13      | 216 57      | 0 0       | 2 67      | 2 67      | 0 0       | 4 67          | 220 57        |
| MARRIED          | 0 0       | 20 9      | 18 13     | 13 42     | 51 13       | 0 0       | 0 0       | 0 0       | 0 0       | 0 0           | 51 13         |
| SEPARATED        | 0 0       | 2 1       | 11 8      | 0 0       | 13 3        | 0 0       | 0 0       | 0 0       | 0 0       | 0 0           | 13 3          |
| DIVORCED         | 0 0       | 14 7      | 25 19     | 8 26      | 47 12       | 0 0       | 0 0       | 1 33      | 0 0       | 1 17          | 48 13         |
| WIDOWED          | 0 0       | 2 1       | 8 6       | 1 3       | 11 3        | 0 0       | 1 33      | 0 0       | 0 0       | 1 17          | 12 3          |
| COMMON LAW       | 0 0       | 19 9      | 16 12     | 5 16      | 40 11       | 0 0       | 0 0       | 0 0       | 0 0       | 0 0           | 40 10         |
| OTHER            | 0 0       | 0 0       | 0 0       | 0 0       | 0 0         | 0 0       | 0 0       | 0 0       | 0 0       | 0 0           | 0 0           |
| Total reported   | 2 100     | 211 100   | 134 100   | 31 100    | 378 100     | 0 0       | 3 100     | 3 100     | 0 0       | 6 100         | 384 100       |
| Percent reported | 100.0     | 98.6      | 98.5      | 100.0     | 98.7        | .0        | 100.0     | 100.0     | .0        | 100.0         | 98.7          |
| NOT RPTD         | 0         | 3         | 2         | 0         | 5           | 0         | 0         | 0         | 0         | 0             | 5             |
| Total            | 2         | 214       | 136       | 31        | 383         | 0         | 3         | 3         | 0         | 6             | 389           |

Inmate statistical profile

Sample: ACTIVE PRISONERS EXCLUDING JAIL  
Active inmates 01/18/2005

Requestor: Statistics

Self-Rpt Number Of Children At Admission by current age & sex

| Number Of Children   | M E N       |             |             |             |             | W O M E N   |             |             |             |               | Grand Total % |
|----------------------|-------------|-------------|-------------|-------------|-------------|-------------|-------------|-------------|-------------|---------------|---------------|
|                      | Age 00-21 % | Age 22-39 % | Age 40-54 % | Age 55-99 % | Men Total % | Age 00-21 % | Age 22-39 % | Age 40-54 % | Age 55-99 % | Women Total % |               |
| NO CHILDREN          | 1 50        | 86 41       | 45 34       | 3 10        | 135 36      | 0 0         | 1 33        | 0 0         | 0 0         | 1 17          | 136 35        |
| ONE CHILD            | 1 50        | 58 27       | 30 22       | 8 26        | 97 26       | 0 0         | 1 33        | 3 100       | 0 0         | 4 67          | 101 26        |
| TWO CHILDREN         | 0 0         | 33 16       | 25 19       | 8 26        | 66 17       | 0 0         | 1 33        | 0 0         | 0 0         | 1 17          | 67 17         |
| THREE CHILDREN       | 0 0         | 17 8        | 21 16       | 6 19        | 44 12       | 0 0         | 0 0         | 0 0         | 0 0         | 0 0           | 44 11         |
| FOUR CHILDREN        | 0 0         | 11 5        | 4 3         | 2 6         | 17 4        | 0 0         | 0 0         | 0 0         | 0 0         | 0 0           | 17 4          |
| FIVE CHILDREN        | 0 0         | 5 2         | 5 4         | 2 6         | 12 3        | 0 0         | 0 0         | 0 0         | 0 0         | 0 0           | 12 3          |
| MORE THAN 5 CHILDREN | 0 0         | 1 0         | 4 3         | 2 6         | 7 2         | 0 0         | 0 0         | 0 0         | 0 0         | 0 0           | 7 2           |
| Total reported       | 2 100       | 211 100     | 134 100     | 31 100      | 378 100     | 0 0         | 3 100       | 3 100       | 0 0         | 6 100         | 384 100       |
| Percent reported     | 100.0       | 98.6        | 98.5        | 100.0       | 98.7        | .0          | 100.0       | 100.0       | .0          | 100.0         | 98.7          |
| NOT REPORTED         | 0           | 3           | 2           | 0           | 5           | 0           | 0           | 0           | 0           | 0             | 5             |
| Total                | 2           | 214         | 136         | 31          | 383         | 0           | 3           | 3           | 0           | 6             | 389           |
| AVG NUM CHILDREN     | .50         | 1.18        | 1.64        | 2.58        | 1.46        | .00         | 1.00        | 1.00        | .00         | 1.00          | 1.45          |

\* NOTE: THE FIELD LABELED "NO CHILDREN" WAS CORRECTED IN MARCH 1989: MISSING DATA FOR INMATES STILL IN DIAGNOSTICS NOW HAS BEEN REMOVED FROM THIS FIELD AND IDENTIFIED AS "NOT REPORTED" INFORMATION.



Inmate statistical profile

Sample: ACTIVE PRISONERS EXCLUDING JAIL  
Active inmates 01/18/2005

Requestor: Statistics

Self-Rpt Religious Affiliation by current age & sex

| Religion         | M E N       |             |             |             |             | W O M E N   |             |             |             |               | Grand Total % |
|------------------|-------------|-------------|-------------|-------------|-------------|-------------|-------------|-------------|-------------|---------------|---------------|
|                  | Age 00-21 % | Age 22-39 % | Age 40-54 % | Age 55-99 % | Men Total % | Age 00-21 % | Age 22-39 % | Age 40-54 % | Age 55-99 % | Women Total % |               |
| ISLAM            | 0 0         | 20 10       | 8 6         | 2 6         | 30 8        | 0 0         | 0 0         | 0 0         | 0 0         | 0 0           | 30 8          |
| CATHOLIC         | 1 50        | 6 3         | 2 2         | 0 0         | 9 2         | 0 0         | 0 0         | 0 0         | 0 0         | 0 0           | 9 2           |
| BAPTIST          | 1 50        | 63 31       | 70 53       | 13 42       | 147 40      | 0 0         | 1 33        | 2 67        | 0 0         | 3 50          | 150 40        |
| METHODIST        | 0 0         | 2 1         | 1 1         | 2 6         | 5 1         | 0 0         | 0 0         | 0 0         | 0 0         | 0 0           | 5 1           |
| EPISCOPLN        | 0 0         | 0 0         | 0 0         | 0 0         | 0 0         | 0 0         | 0 0         | 0 0         | 0 0         | 0 0           | 0 0           |
| PRESBYTRN        | 0 0         | 0 0         | 0 0         | 0 0         | 0 0         | 0 0         | 0 0         | 0 0         | 0 0         | 0 0           | 0 0           |
| CHC OF GOD       | 0 0         | 1 0         | 1 1         | 0 0         | 2 1         | 0 0         | 0 0         | 0 0         | 0 0         | 0 0           | 2 1           |
| HOLINESS         | 0 0         | 2 1         | 4 3         | 3 10        | 9 2         | 0 0         | 1 33        | 0 0         | 0 0         | 1 17          | 10 3          |
| JEWISH           | 0 0         | 1 0         | 0 0         | 0 0         | 1 0         | 0 0         | 0 0         | 0 0         | 0 0         | 0 0           | 1 0           |
| ANGLICAN         | 0 0         | 0 0         | 0 0         | 0 0         | 0 0         | 0 0         | 0 0         | 0 0         | 0 0         | 0 0           | 0 0           |
| GRK ORTHDX       | 0 0         | 0 0         | 0 0         | 0 0         | 0 0         | 0 0         | 0 0         | 0 0         | 0 0         | 0 0           | 0 0           |
| HINDU            | 0 0         | 0 0         | 0 0         | 0 0         | 0 0         | 0 0         | 0 0         | 0 0         | 0 0         | 0 0           | 0 0           |
| BUDDHIST         | 0 0         | 0 0         | 0 0         | 0 0         | 0 0         | 0 0         | 0 0         | 0 0         | 0 0         | 0 0           | 0 0           |
| TAOIST           | 0 0         | 0 0         | 0 0         | 0 0         | 0 0         | 0 0         | 0 0         | 0 0         | 0 0         | 0 0           | 0 0           |
| SHINTOIST        | 0 0         | 0 0         | 0 0         | 0 0         | 0 0         | 0 0         | 0 0         | 0 0         | 0 0         | 0 0           | 0 0           |
| SEVEN D AD       | 0 0         | 1 0         | 2 2         | 1 3         | 4 1         | 0 0         | 0 0         | 0 0         | 0 0         | 0 0           | 4 1           |
| JEHOVAH WT       | 0 0         | 4 2         | 1 1         | 1 3         | 6 2         | 0 0         | 0 0         | 0 0         | 0 0         | 0 0           | 6 2           |
| LATR DAY S       | 0 0         | 0 0         | 0 0         | 0 0         | 0 0         | 0 0         | 0 0         | 0 0         | 0 0         | 0 0           | 0 0           |
| QUAKER           | 0 0         | 0 0         | 0 0         | 0 0         | 0 0         | 0 0         | 0 0         | 0 0         | 0 0         | 0 0           | 0 0           |
| OTHER PROD       | 0 0         | 34 17       | 12 9        | 2 6         | 48 13       | 0 0         | 1 33        | 1 33        | 0 0         | 2 33          | 50 13         |
| NONE             | 0 0         | 44 21       | 22 17       | 7 23        | 73 20       | 0 0         | 0 0         | 0 0         | 0 0         | 0 0           | 73 20         |
| OTHER            | 0 0         | 27 13       | 10 8        | 0 0         | 37 10       | 0 0         | 0 0         | 0 0         | 0 0         | 0 0           | 37 10         |
| Total reported   | 2 100       | 205 100     | 133 100     | 31 100      | 371 100     | 0 0         | 3 100       | 3 100       | 0 0         | 6 100         | 377 100       |
| Percent reported | 100.0       | 95.8        | 97.8        | 100.0       | 96.9        | .0          | 100.0       | 100.0       | .0          | 100.0         | 96.9          |
| NOT RPTD         | 0           | 9           | 3           | 0           | 12          | 0           | 0           | 0           | 0           | 0             | 12            |
| Total            | 2           | 214         | 136         | 31          | 383         | 0           | 3           | 3           | 0           | 6             | 389           |

Inmate statistical profile

Sample: ACTIVE PRISONERS EXCLUDING JAIL  
Active inmates 01/18/2005

Requestor: Statistics

Self-Rpt Family Behavior Patterns \* by current age & sex

| Family Behavior  | M E N       |             |             |             |             | W O M E N   |             |             |             |               | Grand Total % |
|------------------|-------------|-------------|-------------|-------------|-------------|-------------|-------------|-------------|-------------|---------------|---------------|
|                  | Age 00-21 % | Age 22-39 % | Age 40-54 % | Age 55-99 % | Men Total % | Age 00-21 % | Age 22-39 % | Age 40-54 % | Age 55-99 % | Women Total % |               |
| CRIMINLTY        | 0 0         | 63 20       | 46 23       | 6 21        | 115 21      | 0 0         | 1 9         | 2 50        | 0 0         | 3 20          | 118 21        |
| ALCOHOLISM       | 1 33        | 44 14       | 30 15       | 5 18        | 80 15       | 0 0         | 1 9         | 0 0         | 0 0         | 1 7           | 81 15         |
| DRUG ABUSE       | 0 0         | 30 10       | 16 8        | 1 4         | 47 9        | 0 0         | 2 18        | 0 0         | 0 0         | 2 13          | 49 9          |
| DOMINERING       | 0 0         | 1 0         | 0 0         | 0 0         | 1 0         | 0 0         | 1 9         | 1 25        | 0 0         | 2 13          | 3 1           |
| MIGRANT          | 0 0         | 3 1         | 3 2         | 0 0         | 6 1         | 0 0         | 0 0         | 0 0         | 0 0         | 0 0           | 6 1           |
| INFL BTGS        | 0 0         | 14 5        | 8 4         | 2 7         | 24 4        | 0 0         | 1 9         | 0 0         | 0 0         | 1 7           | 25 4          |
| PERMISSIVE       | 0 0         | 1 0         | 0 0         | 0 0         | 1 0         | 0 0         | 2 18        | 0 0         | 0 0         | 2 13          | 3 1           |
| FATH ABSNT       | 2 67        | 114 37      | 73 37       | 11 39       | 200 37      | 0 0         | 1 9         | 1 25        | 0 0         | 2 13          | 202 36        |
| MOTH ABSNT       | 0 0         | 36 12       | 19 10       | 3 11        | 58 11       | 0 0         | 1 9         | 0 0         | 0 0         | 1 7           | 59 11         |
| NONE             | 0 0         | 5 2         | 4 2         | 0 0         | 9 2         | 0 0         | 1 9         | 0 0         | 0 0         | 1 7           | 10 2          |
| Total reported   | 3 100       | 311 100     | 199 100     | 28 100      | 541 100     | 0 0         | 11 100      | 4 100       | 0 0         | 15 100        | 556 100       |
| Percent reported | 100.0       | 89.3        | 86.8        | 80.6        | 87.7        | .0          | 100.0       | 66.7        | .0          | 83.3          | 87.7          |
| OTHER            | 0           | 23          | 18          | 6           | 47          | 0           | 0           | 1           | 0           | 1             | 48            |
| Total            | 2           | 214         | 136         | 31          | 383         | 0           | 3           | 3           | 0           | 6             | 389           |

\* NOTE: SINCE THERE CAN BE UP TO FIVE BEHAVIOR CODES PER INMATE, THE NUMBER OF CASES REPORTED IN THE DETAIL LINES AND THE TOTAL REPORTED LINE MAY EXCEED THE TOTAL NUMBER OF CASES. IN SHORT, THIS TABLE COUNTS THE NUMBER OF BEHAVIOR PROBLEMS, NOT INMATES.

Inmate statistical profile

Sample: ACTIVE PRISONERS EXCLUDING JAIL  
Active inmates 01/18/2005

Requestor: Statistics

Inmate Diagnostic Behavior Problem \* by current age & sex

| Diagnostic Problem | M E N       |             |             |             |             | W O M E N   |             |             |             |               | Grand Total % |
|--------------------|-------------|-------------|-------------|-------------|-------------|-------------|-------------|-------------|-------------|---------------|---------------|
|                    | Age 00-21 % | Age 22-39 % | Age 40-54 % | Age 55-99 % | Men Total % | Age 00-21 % | Age 22-39 % | Age 40-54 % | Age 55-99 % | Women Total % |               |
| ALCOHOLIC          | 1 17        | 11 2        | 8 3         | 5 7         | 25 3        | 0 0         | 1 14        | 0 0         | 0 0         | 1 7           | 26 3          |
| ALCOH ABSE         | 0 0         | 51 10       | 36 11       | 4 6         | 91 10       | 0 0         | 1 14        | 0 0         | 0 0         | 1 7           | 92 10         |
| DRUG EXP           | 1 17        | 67 13       | 37 12       | 9 13        | 114 13      | 0 0         | 0 0         | 1 13        | 0 0         | 1 7           | 115 13        |
| DRUG ABSE          | 1 17        | 81 16       | 52 17       | 4 6         | 138 15      | 0 0         | 2 29        | 0 0         | 0 0         | 2 13          | 140 15        |
| NARC ADDCT         | 0 0         | 6 1         | 3 1         | 1 1         | 10 1        | 0 0         | 0 0         | 0 0         | 0 0         | 0 0           | 10 1          |
| EPILEPTIC          | 0 0         | 4 1         | 2 1         | 0 0         | 6 1         | 0 0         | 0 0         | 0 0         | 0 0         | 0 0           | 6 1           |
| MANIPULTVE         | 1 17        | 50 10       | 27 9        | 5 7         | 83 9        | 0 0         | 0 0         | 1 13        | 0 0         | 1 7           | 84 9          |
| ASSAULTIVE         | 2 33        | 176 34      | 104 33      | 25 37       | 307 34      | 0 0         | 3 43        | 3 38        | 0 0         | 6 40          | 313 34        |
| ESCPE TEND         | 0 0         | 24 5        | 16 5        | 8 12        | 48 5        | 0 0         | 0 0         | 0 0         | 0 0         | 0 0           | 48 5          |
| SUICIDAL           | 0 0         | 18 4        | 6 2         | 2 3         | 26 3        | 0 0         | 0 0         | 2 25        | 0 0         | 2 13          | 28 3          |
| WITHDRAWN          | 0 0         | 1 0         | 2 1         | 0 0         | 3 0         | 0 0         | 0 0         | 1 13        | 0 0         | 1 7           | 4 0           |
| PR RLTY CT         | 0 0         | 8 2         | 4 1         | 0 0         | 12 1        | 0 0         | 0 0         | 0 0         | 0 0         | 0 0           | 12 1          |
| HOMOSEXUAL         | 0 0         | 1 0         | 1 0         | 0 0         | 2 0         | 0 0         | 0 0         | 0 0         | 0 0         | 0 0           | 2 0           |
| NONE               | 0 0         | 3 1         | 1 0         | 1 1         | 5 1         | 0 0         | 0 0         | 0 0         | 0 0         | 0 0           | 5 1           |
| OTHER              | 0 0         | 7 1         | 10 3        | 1 1         | 18 2        | 0 0         | 0 0         | 0 0         | 0 0         | 0 0           | 18 2          |
| NOT RPTD           | 0 0         | 6 1         | 4 1         | 2 3         | 12 1        | 0 0         | 0 0         | 0 0         | 0 0         | 0 0           | 12 1          |
| Total reported     | 6 100       | 514 100     | 314 100     | 67 100      | 901 100     | 0 0         | 7 100       | 8 100       | 0 0         | 15 100        | 916 100       |
| Percent reported   | 100.0       | 100.0       | 99.3        | 100.0       | 99.7        | .0          | 100.0       | 100.0       | .0          | 100.0         | 99.7          |
| UNKNOWN            | 0           | 0           | 1           | 0           | 1           | 0           | 0           | 0           | 0           | 0             | 1             |
| Total              | 2           | 214         | 136         | 31          | 383         | 0           | 3           | 3           | 0           | 6             | 389           |

\* NOTE: SINCE THERE CAN BE UP TO FIVE BEHAVIOR CODES PER INMATE, THE NUMBER OF CASES REPORTED IN THE DETAIL LINES AND THE TOTAL REPORTED LINE MAY EXCEED THE TOTAL NUMBER OF CASES. IN SHORT, THIS TABLE COUNTS THE NUMBER OF BEHAVIOR PROBLEMS, NOT INMATES.

Inmate statistical profile

Sample: ACTIVE PRISONERS EXCLUDING JAIL  
Active inmates 01/18/2005

Requestor: Statistics

Physical Profile (General Condition) by current age & sex

| Physical Profile      | M E N     |             |             |             |             | W O M E N |             |             |             |               | Grand Total % |
|-----------------------|-----------|-------------|-------------|-------------|-------------|-----------|-------------|-------------|-------------|---------------|---------------|
|                       | Age 00-21 | Age % 22-39 | Age % 40-54 | Age % 55-99 | Men % Total | Age 00-21 | Age % 22-39 | Age % 40-54 | Age % 55-99 | Women % Total |               |
| NO LIMITATION         | 2 100     | 169 80      | 74 56       | 12 39       | 257 68      | 0 0       | 2 67        | 1 50        | 0 0         | 3 60          | 260 68        |
| DEFECT NO MAJOR LIMIT | 0 0       | 22 10       | 34 26       | 8 26        | 64 17       | 0 0       | 1 33        | 1 50        | 0 0         | 2 40          | 66 17         |
| DEFECT MAJOR LIMIT    | 0 0       | 19 9        | 24 18       | 11 35       | 54 14       | 0 0       | 0 0         | 0 0         | 0 0         | 0 0           | 54 14         |
| VERY MAJOR DEFECT     | 0 0       | 0 0         | 1 1         | 0 0         | 1 0         | 0 0       | 0 0         | 0 0         | 0 0         | 0 0           | 1 0           |
| Total reported        | 2 100     | 210 100     | 133 100     | 31 100      | 376 100     | 0 0       | 3 100       | 2 100       | 0 0         | 5 100         | 381 100       |
| Percent reported      | 100.0     | 98.1        | 97.8        | 100.0       | 98.2        | .0        | 100.0       | 66.7        | .0          | 83.3          | 97.9          |
| NOT REPORTED          | 0         | 4           | 3           | 0           | 7           | 0         | 0           | 1           | 0           | 1             | 8             |
| Total                 | 2         | 214         | 136         | 31          | 383         | 0         | 3           | 3           | 0           | 6             | 389           |

Inmate statistical profile

Sample: ACTIVE PRISONERS EXCLUDING JAIL  
Active inmates 01/18/2005

Requestor: Statistics

Security Status by current age & sex

| Security         | M E N |     |       |     |       |     | W O M E N |     |       |     |       |   | Grand |       |       |     |       |   |       |     |
|------------------|-------|-----|-------|-----|-------|-----|-----------|-----|-------|-----|-------|---|-------|-------|-------|-----|-------|---|-------|-----|
|                  | Age   |     | Age   |     | Age   |     | Men       |     | Age   |     | Age   |   |       | Women |       |     |       |   |       |     |
|                  | 00-21 | %   | 22-39 | %   | 40-54 | %   | 55-99     | %   | Total | %   | 00-21 | % | 22-39 | %     | 40-54 | %   | 55-99 | % | Total | %   |
| DIAG INCOM       | 0     | 0   | 0     | 0   | 0     | 0   | 0         | 0   | 0     | 0   | 0     | 0 | 0     | 0     | 0     | 0   | 0     | 0 | 0     | 0   |
| WRK RELEAS       | 0     | 0   | 0     | 0   | 0     | 0   | 0         | 0   | 0     | 0   | 0     | 0 | 0     | 0     | 0     | 0   | 0     | 0 | 0     | 0   |
| TRUSTY           | 0     | 0   | 0     | 0   | 1     | 1   | 0         | 0   | 1     | 0   | 0     | 0 | 0     | 0     | 0     | 0   | 0     | 0 | 0     | 1   |
| MINIMUM          | 0     | 0   | 0     | 0   | 2     | 1   | 0         | 0   | 2     | 1   | 0     | 0 | 1     | 33    | 0     | 0   | 0     | 0 | 1     | 17  |
| MEDIUM           | 0     | 0   | 67    | 31  | 57    | 42  | 21        | 68  | 145   | 38  | 0     | 0 | 0     | 0     | 1     | 33  | 0     | 0 | 1     | 17  |
| CLOSE            | 2     | 100 | 126   | 59  | 67    | 49  | 9         | 29  | 204   | 53  | 0     | 0 | 2     | 67    | 2     | 67  | 0     | 0 | 4     | 67  |
| MAXIMUM          | 0     | 0   | 13    | 6   | 8     | 6   | 1         | 3   | 22    | 6   | 0     | 0 | 0     | 0     | 0     | 0   | 0     | 0 | 0     | 0   |
| DIAGNOSTIC       | 0     | 0   | 8     | 4   | 1     | 1   | 0         | 0   | 9     | 2   | 0     | 0 | 0     | 0     | 0     | 0   | 0     | 0 | 0     | 0   |
| Total reported   | 2     | 100 | 214   | 100 | 136   | 100 | 31        | 100 | 383   | 100 | 0     | 0 | 3     | 100   | 3     | 100 | 0     | 0 | 6     | 100 |
| Percent reported | 100.0 |     | 100.0 |     | 100.0 |     | 100.0     |     | 100.0 |     | .0    |   | 100.0 |       | 100.0 |     | .0    |   | 100.0 |     |
| NOT RPTD         | 0     |     | 0     |     | 0     |     | 0         |     | 0     |     | 0     |   | 0     |       | 0     |     | 0     |   | 0     |     |
| Total            | 2     |     | 214   |     | 136   |     | 31        |     | 383   |     | 0     |   | 3     |       | 3     |     | 0     |   | 6     |     |

\* NOTE: BEGINNING IN JULY 1987, THE FACILITIES  
DIVISION NO LONGER CODED INMATES AS BEING WORK RELEASE

Inmate statistical profile

Sample: ACTIVE PRISONERS EXCLUDING JAIL  
Active inmates 01/18/2005

Requestor: Statistics

Number Of Sentences by current age & sex

| Number Of Sentences | M E N       |             |             |             |             | W O M E N   |             |             |             |               | Grand Total % |
|---------------------|-------------|-------------|-------------|-------------|-------------|-------------|-------------|-------------|-------------|---------------|---------------|
|                     | Age 00-21 % | Age 22-39 % | Age 40-54 % | Age 55-99 % | Men Total % | Age 00-21 % | Age 22-39 % | Age 40-54 % | Age 55-99 % | Women Total % |               |
| ONE                 | 0 0         | 23 11       | 28 21       | 6 19        | 57 15       | 0 0         | 0 0         | 1 33        | 0 0         | 1 17          | 58 15         |
| TWO                 | 0 0         | 38 18       | 32 24       | 7 23        | 77 20       | 0 0         | 1 33        | 0 0         | 0 0         | 1 17          | 78 20         |
| THREE               | 2 100       | 57 27       | 26 19       | 7 23        | 92 24       | 0 0         | 1 33        | 1 33        | 0 0         | 2 33          | 94 24         |
| FOUR                | 0 0         | 32 15       | 21 15       | 5 16        | 58 15       | 0 0         | 0 0         | 1 33        | 0 0         | 1 17          | 59 15         |
| FIVE                | 0 0         | 23 11       | 10 7        | 3 10        | 36 9        | 0 0         | 1 33        | 0 0         | 0 0         | 1 17          | 37 10         |
| MORE THAN FIVE      | 0 0         | 41 19       | 19 14       | 3 10        | 63 16       | 0 0         | 0 0         | 0 0         | 0 0         | 0 0           | 63 16         |
| Total reported      | 2 100       | 214 100     | 136 100     | 31 100      | 383 100     | 0 0         | 3 100       | 3 100       | 0 0         | 6 100         | 389 100       |
| Percent reported    | 100.0       | 100.0       | 100.0       | 100.0       | 100.0       | .0          | 100.0       | 100.0       | .0          | 100.0         | 100.0         |
| NOT REPORTED        | 0           | 0           | 0           | 0           | 0           | 0           | 0           | 0           | 0           | 0             | 0             |
| Total               | 2           | 214         | 136         | 31          | 383         | 0           | 3           | 3           | 0           | 6             | 389           |
| AVG NUM SENTENCES   | 3.00        | 3.78        | 3.24        | 3.10        | 3.53        | .00         | 3.33        | 2.67        | .00         | 3.00          | 3.52          |

Inmate statistical profile

Sample: ACTIVE PRISONERS EXCLUDING JAIL  
Active inmates 01/18/2005

Requestor: Statistics

Number Of Disciplinarys by current age & sex

| Disciplinarys    | M E N       |             |             |             |             | W O M E N   |             |             |             |               | Grand Total % |
|------------------|-------------|-------------|-------------|-------------|-------------|-------------|-------------|-------------|-------------|---------------|---------------|
|                  | Age 00-21 % | Age 22-39 % | Age 40-54 % | Age 55-99 % | Men Total % | Age 00-21 % | Age 22-39 % | Age 40-54 % | Age 55-99 % | Women Total % |               |
| ZERO             | 0 0         | 44 21       | 42 31       | 9 29        | 95 25       | 0 0         | 1 33        | 3 100       | 0 0         | 4 67          | 99 25         |
| ONE              | 0 0         | 22 10       | 18 13       | 7 23        | 47 12       | 0 0         | 0 0         | 0 0         | 0 0         | 0 0           | 47 12         |
| TWO              | 1 50        | 15 7        | 12 9        | 5 16        | 33 9        | 0 0         | 0 0         | 0 0         | 0 0         | 0 0           | 33 8          |
| THREE            | 0 0         | 18 8        | 14 10       | 4 13        | 36 9        | 0 0         | 0 0         | 0 0         | 0 0         | 0 0           | 36 9          |
| FOUR             | 0 0         | 16 7        | 11 8        | 3 10        | 30 8        | 0 0         | 0 0         | 0 0         | 0 0         | 0 0           | 30 8          |
| FIVE             | 0 0         | 8 4         | 8 6         | 2 6         | 18 5        | 0 0         | 1 33        | 0 0         | 0 0         | 1 17          | 19 5          |
| MORE THAN FIVE   | 1 50        | 91 43       | 31 23       | 1 3         | 124 32      | 0 0         | 1 33        | 0 0         | 0 0         | 1 17          | 125 32        |
| Total reported   | 2 100       | 214 100     | 136 100     | 31 100      | 383 100     | 0 0         | 3 100       | 3 100       | 0 0         | 6 100         | 389 100       |
| Percent reported | 100.0       | 100.0       | 100.0       | 100.0       | 100.0       | .0          | 100.0       | 100.0       | .0          | 100.0         | 100.0         |
| NOT REPORTED     | 0           | 0           | 0           | 0           | 0           | 0           | 0           | 0           | 0           | 0             | 0             |
| Total            | 2           | 214         | 136         | 31          | 383         | 0           | 3           | 3           | 0           | 6             | 389           |
| AVG NUM DISCIP   | 8.00        | 7.93        | 4.40        | 1.94        | 6.19        | .00         | 11.00       | .00         | .00         | 5.50          | 6.18          |





Inmate statistical profile

Sample: ACTIVE PRISONERS EXCLUDING JAIL  
Active inmates 01/18/2005

Requestor: Statistics

Number Of Prior Georgia Incarcerations \* by current age & sex

| Prior Incarcerations | M E N       |             |             |             |             | W O M E N   |             |             |             |               | Grand Total % |
|----------------------|-------------|-------------|-------------|-------------|-------------|-------------|-------------|-------------|-------------|---------------|---------------|
|                      | Age 00-21 % | Age 22-39 % | Age 40-54 % | Age 55-99 % | Men Total % | Age 00-21 % | Age 22-39 % | Age 40-54 % | Age 55-99 % | Women Total % |               |
| ZERO                 | 2 100       | 123 57      | 46 34       | 14 45       | 185 48      | 0 0         | 3 100       | 3 100       | 0 0         | 6 100         | 191 49        |
| ONE                  | 0 0         | 43 20       | 28 21       | 7 23        | 78 20       | 0 0         | 0 0         | 0 0         | 0 0         | 0 0           | 78 20         |
| TWO                  | 0 0         | 20 9        | 20 15       | 2 6         | 42 11       | 0 0         | 0 0         | 0 0         | 0 0         | 0 0           | 42 11         |
| THREE                | 0 0         | 19 9        | 17 13       | 3 10        | 39 10       | 0 0         | 0 0         | 0 0         | 0 0         | 0 0           | 39 10         |
| FOUR                 | 0 0         | 6 3         | 14 10       | 3 10        | 23 6        | 0 0         | 0 0         | 0 0         | 0 0         | 0 0           | 23 6          |
| FIVE                 | 0 0         | 2 1         | 6 4         | 1 3         | 9 2         | 0 0         | 0 0         | 0 0         | 0 0         | 0 0           | 9 2           |
| MORE THAN FIVE       | 0 0         | 1 0         | 5 4         | 1 3         | 7 2         | 0 0         | 0 0         | 0 0         | 0 0         | 0 0           | 7 2           |
| Total reported       | 2 100       | 214 100     | 136 100     | 31 100      | 383 100     | 0 0         | 3 100       | 3 100       | 0 0         | 6 100         | 389 100       |
| Percent reported     | 100.0       | 100.0       | 100.0       | 100.0       | 100.0       | .0          | 100.0       | 100.0       | .0          | 100.0         | 100.0         |
| NOT REPORTED         | 0           | 0           | 0           | 0           | 0           | 0           | 0           | 0           | 0           | 0             | 0             |
| Total                | 2           | 214         | 136         | 31          | 383         | 0           | 3           | 3           | 0           | 6             | 389           |
| AVG # INCARCERATIONS | .00         | .85         | 1.77        | 1.39        | 1.21        | .00         | .00         | .00         | .00         | .00           | 1.20          |

\* This data counts a parole revocation on an existing sentence AS A prior incarceration. Also, this data counts, for any cohort of inmates, the total number of Georgia incarcerations the inmate has had during his entire criminal career. For example, if an inmate was admitted to prison first in FY72, and then re-admitted in FY79 and FY85, he had two prior incarcerations before the FY85 admission. This inmate's records show two prior incarcerations in all three of his records since he has had two prior incarcerations in his criminal career. If the cohort of FY72 admissions is selected for analysis, two prior incarcerations will be listed for this inmate even though in FY72, he had no prior incarcerations.

Inmate statistical profile

Sample: ACTIVE PRISONERS EXCLUDING JAIL  
Active inmates 01/18/2005

Requestor: Statistics

Number Of Transfers by current age & sex

| Transfers         | M E N        |              |              |              | W O M E N    |              |              |              | Grand |              |                |       |
|-------------------|--------------|--------------|--------------|--------------|--------------|--------------|--------------|--------------|-------|--------------|----------------|-------|
|                   | Age<br>00-21 | Age<br>22-39 | Age<br>40-54 | Age<br>55-99 | Men<br>Total | Age<br>00-21 | Age<br>22-39 | Age<br>40-54 |       | Age<br>55-99 | Women<br>Total | Total |
| ZERO              | 0 0          | 10 5         | 5 4          | 0 0          | 15 4         | 0 0          | 1 33         | 1 33         | 0 0   | 2 33         | 17             | 4     |
| ONE               | 1 50         | 79 37        | 48 35        | 13 42        | 141 37       | 0 0          | 2 67         | 2 67         | 0 0   | 4 67         | 145            | 37    |
| TWO               | 1 50         | 53 25        | 37 27        | 5 16         | 96 25        | 0 0          | 0 0          | 0 0          | 0 0   | 0 0          | 96             | 25    |
| THREE             | 0 0          | 35 16        | 24 18        | 8 26         | 67 17        | 0 0          | 0 0          | 0 0          | 0 0   | 0 0          | 67             | 17    |
| FOUR              | 0 0          | 11 5         | 8 6          | 3 10         | 22 6         | 0 0          | 0 0          | 0 0          | 0 0   | 0 0          | 22             | 6     |
| FIVE              | 0 0          | 12 6         | 7 5          | 1 3          | 20 5         | 0 0          | 0 0          | 0 0          | 0 0   | 0 0          | 20             | 5     |
| MORE THAN FIVE    | 0 0          | 14 7         | 7 5          | 1 3          | 22 6         | 0 0          | 0 0          | 0 0          | 0 0   | 0 0          | 22             | 6     |
| Total reported    | 2 100        | 214 100      | 136 100      | 31 100       | 383 100      | 0 0          | 3 100        | 3 100        | 0 0   | 6 100        | 389            | 100   |
| Percent reported  | 100.0        | 100.0        | 100.0        | 100.0        | 100.0        | .0           | 100.0        | 100.0        | .0    | 100.0        | 100.0          | 100.0 |
| NOT REPORTED      | 0            | 0            | 0            | 0            | 0            | 0            | 0            | 0            | 0     | 0            | 0              | 0     |
| Total             | 2            | 214          | 136          | 31           | 383          | 0            | 3            | 3            | 0     | 6            | 389            |       |
| AVG NUM TRANSFERS | 1.50         | 2.33         | 2.26         | 2.35         | 2.30         | .00          | .67          | .67          | .00   | .67          | 2.28           |       |

Inmate statistical profile

Sample: ACTIVE PRISONERS EXCLUDING JAIL  
Active inmates 01/18/2005

Requestor: Statistics

County Of Conviction by current age & sex

| County Of Conviction | M E N       |             |             |             |             |             | W O M E N   |             |             |               |      |  | Grand Total % |
|----------------------|-------------|-------------|-------------|-------------|-------------|-------------|-------------|-------------|-------------|---------------|------|--|---------------|
|                      | Age 00-21 % | Age 22-39 % | Age 40-54 % | Age 55-99 % | Men Total % | Age 00-21 % | Age 22-39 % | Age 40-54 % | Age 55-99 % | Women Total % |      |  |               |
| Appling              | 0 0         | 1 0         | 0 0         | 1 3         | 2 1         | 0 0         | 0 0         | 0 0         | 0 0         | 0 0           | 2 1  |  |               |
| Atkinson             | 0 0         | 0 0         | 0 0         | 1 3         | 1 0         | 0 0         | 0 0         | 0 0         | 0 0         | 0 0           | 1 0  |  |               |
| Bacon                | 0 0         | 0 0         | 1 1         | 0 0         | 1 0         | 0 0         | 0 0         | 0 0         | 0 0         | 0 0           | 1 0  |  |               |
| Baldwin              | 0 0         | 2 1         | 3 2         | 0 0         | 5 1         | 0 0         | 0 0         | 0 0         | 0 0         | 0 0           | 5 1  |  |               |
| Banks                | 0 0         | 0 0         | 0 0         | 1 3         | 1 0         | 0 0         | 0 0         | 0 0         | 0 0         | 0 0           | 1 0  |  |               |
| Barrow               | 0 0         | 2 1         | 0 0         | 1 3         | 3 1         | 0 0         | 0 0         | 0 0         | 0 0         | 0 0           | 3 1  |  |               |
| Bartow               | 0 0         | 0 0         | 2 1         | 0 0         | 2 1         | 0 0         | 0 0         | 0 0         | 0 0         | 0 0           | 2 1  |  |               |
| Ben Hill             | 0 0         | 2 1         | 0 0         | 0 0         | 2 1         | 0 0         | 0 0         | 0 0         | 0 0         | 0 0           | 2 1  |  |               |
| Berrien              | 0 0         | 1 0         | 0 0         | 0 0         | 1 0         | 0 0         | 0 0         | 0 0         | 0 0         | 0 0           | 1 0  |  |               |
| Bibb                 | 0 0         | 9 4         | 2 1         | 3 10        | 14 4        | 0 0         | 0 0         | 0 0         | 0 0         | 0 0           | 14 4 |  |               |
| Bleckley             | 0 0         | 1 0         | 0 0         | 0 0         | 1 0         | 0 0         | 0 0         | 0 0         | 0 0         | 0 0           | 1 0  |  |               |
| Brantley             | 0 0         | 0 0         | 1 1         | 0 0         | 1 0         | 0 0         | 0 0         | 0 0         | 0 0         | 0 0           | 1 0  |  |               |
| Brooks               | 0 0         | 0 0         | 1 1         | 0 0         | 1 0         | 0 0         | 0 0         | 0 0         | 0 0         | 0 0           | 1 0  |  |               |
| Bulloch              | 0 0         | 0 0         | 1 1         | 0 0         | 1 0         | 0 0         | 0 0         | 0 0         | 0 0         | 0 0           | 1 0  |  |               |
| Burke                | 0 0         | 3 1         | 2 1         | 0 0         | 5 1         | 0 0         | 0 0         | 0 0         | 0 0         | 0 0           | 5 1  |  |               |
| Butts                | 0 0         | 1 0         | 1 1         | 1 3         | 3 1         | 0 0         | 0 0         | 0 0         | 0 0         | 0 0           | 3 1  |  |               |
| Camden               | 0 0         | 0 0         | 1 1         | 0 0         | 1 0         | 0 0         | 0 0         | 0 0         | 0 0         | 0 0           | 1 0  |  |               |
| Carroll              | 0 0         | 2 1         | 0 0         | 0 0         | 2 1         | 0 0         | 0 0         | 0 0         | 0 0         | 0 0           | 2 1  |  |               |
| Catoosa              | 0 0         | 0 0         | 1 1         | 1 3         | 2 1         | 0 0         | 0 0         | 0 0         | 0 0         | 0 0           | 2 1  |  |               |
| Charlton             | 0 0         | 0 0         | 1 1         | 0 0         | 1 0         | 0 0         | 0 0         | 0 0         | 0 0         | 0 0           | 1 0  |  |               |
| Chatham              | 0 0         | 11 5        | 4 3         | 1 3         | 16 4        | 0 0         | 0 0         | 0 0         | 0 0         | 0 0           | 16 4 |  |               |
| Cherokee             | 0 0         | 1 0         | 1 1         | 0 0         | 2 1         | 0 0         | 0 0         | 0 0         | 0 0         | 0 0           | 2 1  |  |               |
| Clarke               | 0 0         | 5 2         | 5 4         | 0 0         | 10 3        | 0 0         | 0 0         | 0 0         | 0 0         | 0 0           | 10 3 |  |               |
| Clayton              | 0 0         | 10 5        | 2 1         | 1 3         | 13 3        | 0 0         | 0 0         | 0 0         | 0 0         | 0 0           | 13 3 |  |               |
| Cobb                 | 0 0         | 8 4         | 4 3         | 1 3         | 13 3        | 0 0         | 0 0         | 0 0         | 0 0         | 0 0           | 13 3 |  |               |
| Coffee               | 0 0         | 1 0         | 1 1         | 0 0         | 2 1         | 0 0         | 0 0         | 0 0         | 0 0         | 0 0           | 2 1  |  |               |
| Colquit              | 0 0         | 1 0         | 2 1         | 0 0         | 3 1         | 0 0         | 0 0         | 0 0         | 0 0         | 0 0           | 3 1  |  |               |
| Columbia             | 0 0         | 2 1         | 2 1         | 0 0         | 4 1         | 0 0         | 0 0         | 0 0         | 0 0         | 0 0           | 4 1  |  |               |
| Cook                 | 0 0         | 3 1         | 0 0         | 0 0         | 3 1         | 0 0         | 0 0         | 0 0         | 0 0         | 0 0           | 3 1  |  |               |
| Coweta               | 0 0         | 2 1         | 0 0         | 0 0         | 2 1         | 0 0         | 0 0         | 0 0         | 0 0         | 0 0           | 2 1  |  |               |
| Crisp                | 0 0         | 0 0         | 1 1         | 0 0         | 1 0         | 0 0         | 0 0         | 0 0         | 0 0         | 0 0           | 1 0  |  |               |
| Dade                 | 0 0         | 1 0         | 0 0         | 0 0         | 1 0         | 0 0         | 0 0         | 0 0         | 0 0         | 0 0           | 1 0  |  |               |
| Decatur              | 0 0         | 0 0         | 1 1         | 0 0         | 1 0         | 0 0         | 0 0         | 0 0         | 0 0         | 0 0           | 1 0  |  |               |
| DeKalb               | 0 0         | 15 7        | 10 7        | 2 6         | 27 7        | 0 0         | 1 33        | 0 0         | 0 0         | 1 17          | 28 7 |  |               |
| Dodge                | 0 0         | 1 0         | 0 0         | 0 0         | 1 0         | 0 0         | 0 0         | 0 0         | 0 0         | 0 0           | 1 0  |  |               |
| Dougherty            | 0 0         | 6 3         | 4 3         | 1 3         | 11 3        | 0 0         | 0 0         | 0 0         | 0 0         | 0 0           | 11 3 |  |               |

(continued)

Inmate statistical profile

Sample: ACTIVE PRISONERS EXCLUDING JAIL  
Active inmates 01/18/2005

Requestor: Statistics

County Of Conviction by current age & sex (continued)

| County Of Conviction | M E N        |                |                |                |                | Men<br>% Total | W O M E N    |                |                |                |                | Women<br>% Total | Grand<br>% Total |
|----------------------|--------------|----------------|----------------|----------------|----------------|----------------|--------------|----------------|----------------|----------------|----------------|------------------|------------------|
|                      | Age<br>00-21 | Age<br>% 22-39 | Age<br>% 40-54 | Age<br>% 55-99 | Age<br>% Total |                | Age<br>00-21 | Age<br>% 22-39 | Age<br>% 40-54 | Age<br>% 55-99 | Age<br>% Total |                  |                  |
| Douglas              | 0 0          | 6 3            | 6 4            | 0 0            | 12 3           | 0 0            | 0 0          | 1 33           | 0 0            | 1 17           | 13 3           |                  |                  |
| Effingham            | 0 0          | 1 0            | 0 0            | 0 0            | 1 0            | 0 0            | 0 0          | 0 0            | 0 0            | 0 0            | 1 0            |                  |                  |
| Elbert               | 0 0          | 1 1            | 0 0            | 0 1            | 2 1            | 0 0            | 0 0          | 0 0            | 0 0            | 0 0            | 2 1            |                  |                  |
| Emanuel              | 0 0          | 1 0            | 0 0            | 0 0            | 1 0            | 0 0            | 0 0          | 0 0            | 0 0            | 0 0            | 1 0            |                  |                  |
| Fayette              | 0 0          | 0 0            | 1 1            | 1 3            | 2 1            | 0 0            | 0 0          | 0 0            | 0 0            | 0 0            | 2 1            |                  |                  |
| Floyd                | 0 0          | 3 1            | 1 1            | 0 0            | 4 1            | 0 0            | 0 0          | 0 0            | 0 0            | 0 0            | 4 1            |                  |                  |
| Forsyth              | 0 0          | 0 0            | 1 1            | 0 0            | 1 0            | 0 0            | 0 0          | 0 0            | 0 0            | 0 0            | 1 0            |                  |                  |
| Franklin             | 0 0          | 1 0            | 0 0            | 0 0            | 1 0            | 0 0            | 0 0          | 0 0            | 0 0            | 0 0            | 1 0            |                  |                  |
| Fulton               | 0 0          | 17 8           | 16 12          | 3 10           | 36 9           | 0 0            | 0 0          | 0 0            | 0 0            | 0 0            | 36 9           |                  |                  |
| Gilmer               | 0 0          | 1 0            | 0 0            | 0 0            | 1 0            | 0 0            | 0 0          | 0 0            | 0 0            | 0 0            | 1 0            |                  |                  |
| Glynn                | 0 0          | 5 2            | 4 3            | 1 3            | 10 3           | 0 0            | 0 0          | 0 0            | 0 0            | 0 0            | 10 3           |                  |                  |
| Gordon               | 0 0          | 0 0            | 0 0            | 1 3            | 1 0            | 0 0            | 0 0          | 0 0            | 0 0            | 0 0            | 1 0            |                  |                  |
| Greene               | 0 0          | 1 0            | 0 0            | 0 0            | 1 0            | 0 0            | 0 0          | 0 0            | 0 0            | 0 0            | 1 0            |                  |                  |
| Gwinnett             | 0 0          | 4 2            | 1 1            | 0 0            | 5 1            | 0 0            | 0 0          | 0 0            | 0 0            | 0 0            | 5 1            |                  |                  |
| Habersham            | 0 0          | 0 0            | 1 1            | 0 0            | 1 0            | 0 0            | 0 0          | 0 0            | 0 0            | 0 0            | 1 0            |                  |                  |
| Hall                 | 0 0          | 5 2            | 2 1            | 0 0            | 7 2            | 0 0            | 0 0          | 0 0            | 0 0            | 0 0            | 7 2            |                  |                  |
| Harris               | 0 0          | 2 1            | 0 0            | 0 0            | 2 1            | 0 0            | 0 0          | 0 0            | 0 0            | 0 0            | 2 1            |                  |                  |
| Hart                 | 0 0          | 2 1            | 2 1            | 0 0            | 4 1            | 0 0            | 0 0          | 0 0            | 0 0            | 0 0            | 4 1            |                  |                  |
| Henry                | 0 0          | 6 3            | 2 1            | 0 0            | 8 2            | 0 0            | 0 0          | 0 0            | 0 0            | 0 0            | 8 2            |                  |                  |
| Houston              | 0 0          | 2 1            | 4 3            | 0 0            | 6 2            | 0 0            | 0 0          | 0 0            | 0 0            | 0 0            | 6 2            |                  |                  |
| Jackson              | 1 50         | 3 1            | 1 1            | 1 3            | 6 2            | 0 0            | 0 0          | 0 0            | 0 0            | 0 0            | 6 2            |                  |                  |
| Jasper               | 0 0          | 1 0            | 0 0            | 0 0            | 1 0            | 0 0            | 0 0          | 0 0            | 0 0            | 0 0            | 1 0            |                  |                  |
| Jeff Davis           | 0 0          | 1 0            | 0 0            | 0 0            | 1 0            | 0 0            | 0 0          | 0 0            | 0 0            | 0 0            | 1 0            |                  |                  |
| Jones                | 0 0          | 1 0            | 0 0            | 0 0            | 1 0            | 0 0            | 0 0          | 0 0            | 0 0            | 0 0            | 1 0            |                  |                  |
| Laurens              | 0 0          | 1 0            | 1 1            | 0 0            | 2 1            | 0 0            | 0 0          | 0 0            | 0 0            | 0 0            | 2 1            |                  |                  |
| Lee                  | 0 0          | 1 0            | 0 0            | 0 0            | 1 0            | 0 0            | 0 0          | 0 0            | 0 0            | 0 0            | 1 0            |                  |                  |
| Liberty              | 0 0          | 3 1            | 0 0            | 0 0            | 3 1            | 0 0            | 0 0          | 0 0            | 0 0            | 0 0            | 3 1            |                  |                  |
| Long                 | 0 0          | 3 1            | 0 0            | 0 0            | 3 1            | 0 0            | 0 0          | 0 0            | 0 0            | 0 0            | 3 1            |                  |                  |
| Lowndes              | 0 0          | 2 1            | 1 1            | 0 0            | 3 1            | 0 0            | 0 0          | 0 0            | 0 0            | 0 0            | 3 1            |                  |                  |
| Madison              | 0 0          | 1 0            | 0 0            | 0 0            | 1 0            | 0 0            | 0 0          | 0 0            | 0 0            | 0 0            | 1 0            |                  |                  |
| Marion               | 0 0          | 1 0            | 0 0            | 0 0            | 1 0            | 0 0            | 0 0          | 0 0            | 0 0            | 0 0            | 1 0            |                  |                  |
| McIntosh             | 0 0          | 0 0            | 1 1            | 0 0            | 1 0            | 0 0            | 0 0          | 0 0            | 0 0            | 0 0            | 1 0            |                  |                  |
| Miller               | 0 0          | 1 0            | 0 0            | 0 0            | 1 0            | 0 0            | 0 0          | 0 0            | 0 0            | 0 0            | 1 0            |                  |                  |
| Monroe               | 0 0          | 0 0            | 2 1            | 0 0            | 2 1            | 0 0            | 0 0          | 0 0            | 0 0            | 0 0            | 2 1            |                  |                  |
| Murray               | 0 0          | 1 0            | 0 0            | 0 0            | 1 0            | 0 0            | 0 0          | 0 0            | 0 0            | 0 0            | 1 0            |                  |                  |

(continued)

Georgia Department of Corrections  
Office of Planning and Analysis  
Inmate statistical profile

Sample: ACTIVE PRISONERS EXCLUDING JAIL  
Active inmates 01/18/2005

Requestor: Statistics

County Of Conviction by current age & sex (continued)

| County Of Conviction | M E N       |             |             |             |             | W O M E N   |             |             |             |               | Grand Total % |
|----------------------|-------------|-------------|-------------|-------------|-------------|-------------|-------------|-------------|-------------|---------------|---------------|
|                      | Age 00-21 % | Age 22-39 % | Age 40-54 % | Age 55-99 % | Men % Total | Age 00-21 % | Age 22-39 % | Age 40-54 % | Age 55-99 % | Women % Total |               |
| Muscogee             | 0 0         | 7 3         | 7 5         | 1 3         | 15 4        | 0 0         | 0 0         | 0 0         | 0 0         | 0 0           | 15 4          |
| Newton               | 0 0         | 2 1         | 1 1         | 0 0         | 3 1         | 0 0         | 0 0         | 1 33        | 0 0         | 1 17          | 4 1           |
| Oglethorpe           | 0 0         | 0 0         | 1 1         | 0 0         | 1 0         | 0 0         | 0 0         | 0 0         | 0 0         | 0 0           | 1 0           |
| Paulding             | 0 0         | 0 0         | 1 1         | 0 0         | 1 0         | 0 0         | 0 0         | 0 0         | 0 0         | 0 0           | 1 0           |
| Pierce               | 0 0         | 1 0         | 2 1         | 0 0         | 3 1         | 0 0         | 0 0         | 0 0         | 0 0         | 0 0           | 3 1           |
| Pike                 | 0 0         | 1 0         | 1 1         | 1 3         | 3 1         | 0 0         | 0 0         | 1 33        | 0 0         | 1 17          | 4 1           |
| Polk                 | 0 0         | 1 0         | 0 0         | 0 0         | 1 0         | 0 0         | 0 0         | 0 0         | 0 0         | 0 0           | 1 0           |
| Pulaski              | 0 0         | 1 0         | 0 0         | 0 0         | 1 0         | 0 0         | 0 0         | 0 0         | 0 0         | 0 0           | 1 0           |
| Putnam               | 0 0         | 3 1         | 1 1         | 0 0         | 4 1         | 0 0         | 0 0         | 0 0         | 0 0         | 0 0           | 4 1           |
| Rabun                | 0 0         | 1 0         | 0 0         | 0 0         | 1 0         | 0 0         | 0 0         | 0 0         | 0 0         | 0 0           | 1 0           |
| Randolph             | 0 0         | 1 0         | 0 0         | 0 0         | 1 0         | 0 0         | 0 0         | 0 0         | 0 0         | 0 0           | 1 0           |
| Richmond             | 1 50        | 7 3         | 4 3         | 2 6         | 14 4        | 0 0         | 1 33        | 0 0         | 0 0         | 1 17          | 15 4          |
| Rockdale             | 0 0         | 3 1         | 1 1         | 0 0         | 4 1         | 0 0         | 0 0         | 0 0         | 0 0         | 0 0           | 4 1           |
| Spalding             | 0 0         | 3 1         | 2 1         | 0 0         | 5 1         | 0 0         | 0 0         | 0 0         | 0 0         | 0 0           | 5 1           |
| Sumter               | 0 0         | 0 0         | 1 1         | 0 0         | 1 0         | 0 0         | 0 0         | 0 0         | 0 0         | 0 0           | 1 0           |
| Terrell              | 0 0         | 0 0         | 0 0         | 1 3         | 1 0         | 0 0         | 0 0         | 0 0         | 0 0         | 0 0           | 1 0           |
| Thomas               | 0 0         | 1 0         | 1 1         | 0 0         | 2 1         | 0 0         | 0 0         | 0 0         | 0 0         | 0 0           | 2 1           |
| Tift                 | 0 0         | 0 0         | 1 1         | 1 3         | 2 1         | 0 0         | 0 0         | 0 0         | 0 0         | 0 0           | 2 1           |
| Toombs               | 0 0         | 2 1         | 1 1         | 0 0         | 3 1         | 0 0         | 0 0         | 0 0         | 0 0         | 0 0           | 3 1           |
| Towns                | 0 0         | 1 0         | 0 0         | 0 0         | 1 0         | 0 0         | 0 0         | 0 0         | 0 0         | 0 0           | 1 0           |
| Troup                | 0 0         | 0 0         | 1 1         | 0 0         | 1 0         | 0 0         | 0 0         | 0 0         | 0 0         | 0 0           | 1 0           |
| Union                | 0 0         | 0 0         | 1 1         | 0 0         | 1 0         | 0 0         | 0 0         | 0 0         | 0 0         | 0 0           | 1 0           |
| Upson                | 0 0         | 0 0         | 1 1         | 0 0         | 1 0         | 0 0         | 0 0         | 0 0         | 0 0         | 0 0           | 1 0           |
| Walker               | 0 0         | 2 1         | 0 0         | 0 0         | 2 1         | 0 0         | 1 33        | 0 0         | 0 0         | 1 17          | 3 1           |
| Walton               | 0 0         | 0 0         | 2 1         | 0 0         | 2 1         | 0 0         | 0 0         | 0 0         | 0 0         | 0 0           | 2 1           |
| Ware                 | 0 0         | 4 2         | 3 2         | 0 0         | 7 2         | 0 0         | 0 0         | 0 0         | 0 0         | 0 0           | 7 2           |
| Washington           | 0 0         | 2 1         | 0 0         | 0 0         | 2 1         | 0 0         | 0 0         | 0 0         | 0 0         | 0 0           | 2 1           |
| Wayne                | 0 0         | 1 0         | 0 0         | 0 0         | 1 0         | 0 0         | 0 0         | 0 0         | 0 0         | 0 0           | 1 0           |
| Whitfield            | 0 0         | 0 0         | 2 1         | 2 6         | 4 1         | 0 0         | 0 0         | 0 0         | 0 0         | 0 0           | 4 1           |
| Wilkes               | 0 0         | 1 0         | 0 0         | 0 0         | 1 0         | 0 0         | 0 0         | 0 0         | 0 0         | 0 0           | 1 0           |
| Total reported       | 2 100       | 214 100     | 136 100     | 31 100      | 383 100     | 0 0         | 3 100       | 3 100       | 0 0         | 6 100         | 389 100       |
| Percent reported     | 100.0       | 100.0       | 100.0       | 100.0       | 100.0       | .0          | 100.0       | 100.0       | .0          | 100.0         | 100.0         |
| Not reported         | 0           | 0           | 0           | 0           | 0           | 0           | 0           | 0           | 0           | 0             | 0             |
| Total                | 2           | 214         | 136         | 31          | 383         | 0           | 3           | 3           | 0           | 6             | 389           |

Inmate statistical profile

Sample: ACTIVE PRISONERS EXCLUDING JAIL  
Active inmates 01/18/2005

Requestor: Statistics

Circ Of Conviction by current age & sex

| Circ Of Conviction | M E N        |                |                |                |                | Men<br>% Total | W O M E N    |                |                |                |                | Women<br>% Total | Grand<br>Total % |    |   |    |   |   |   |    |    |   |
|--------------------|--------------|----------------|----------------|----------------|----------------|----------------|--------------|----------------|----------------|----------------|----------------|------------------|------------------|----|---|----|---|---|---|----|----|---|
|                    | Age<br>00-21 | Age<br>% 22-39 | Age<br>% 40-54 | Age<br>% 55-99 | Age<br>% 60-99 |                | Age<br>00-21 | Age<br>% 22-39 | Age<br>% 40-54 | Age<br>% 55-99 | Age<br>% 60-99 |                  |                  |    |   |    |   |   |   |    |    |   |
| Alapaha            | 0            | 0              | 4              | 2              | 0              | 0              | 1            | 3              | 5              | 1              | 0              | 0                | 0                | 0  | 0 | 0  | 0 | 0 | 5 | 1  |    |   |
| Alcovy             | 0            | 0              | 2              | 1              | 3              | 2              | 0            | 0              | 5              | 1              | 0              | 0                | 0                | 0  | 1 | 33 | 0 | 0 | 1 | 17 | 6  | 2 |
| Atlanta            | 0            | 0              | 17             | 8              | 16             | 12             | 3            | 10             | 36             | 9              | 0              | 0                | 0                | 0  | 0 | 0  | 0 | 0 | 0 | 0  | 36 | 9 |
| Atlantic           | 0            | 0              | 6              | 3              | 1              | 1              | 0            | 0              | 7              | 2              | 0              | 0                | 0                | 0  | 0 | 0  | 0 | 0 | 0 | 0  | 7  | 2 |
| Augusta            | 1            | 50             | 12             | 6              | 8              | 6              | 2            | 6              | 23             | 6              | 0              | 0                | 1                | 33 | 0 | 0  | 0 | 0 | 1 | 17 | 24 | 6 |
| Blue Ridge         | 0            | 0              | 1              | 0              | 1              | 1              | 0            | 0              | 2              | 1              | 0              | 0                | 0                | 0  | 0 | 0  | 0 | 0 | 0 | 0  | 2  | 1 |
| Brunswick          | 0            | 0              | 8              | 4              | 5              | 4              | 2            | 6              | 15             | 4              | 0              | 0                | 0                | 0  | 0 | 0  | 0 | 0 | 0 | 0  | 15 | 4 |
| Chattahoochee      | 0            | 0              | 10             | 5              | 7              | 5              | 1            | 3              | 18             | 5              | 0              | 0                | 0                | 0  | 0 | 0  | 0 | 0 | 0 | 0  | 18 | 5 |
| Cherokee           | 0            | 0              | 0              | 0              | 2              | 1              | 1            | 3              | 3              | 1              | 0              | 0                | 0                | 0  | 0 | 0  | 0 | 0 | 0 | 0  | 3  | 1 |
| Clayton            | 0            | 0              | 10             | 5              | 2              | 1              | 1            | 3              | 13             | 3              | 0              | 0                | 0                | 0  | 0 | 0  | 0 | 0 | 0 | 0  | 13 | 3 |
| Cobb               | 0            | 0              | 8              | 4              | 4              | 3              | 1            | 3              | 13             | 3              | 0              | 0                | 0                | 0  | 0 | 0  | 0 | 0 | 0 | 0  | 13 | 3 |
| Conasauga          | 0            | 0              | 1              | 0              | 2              | 1              | 2            | 6              | 5              | 1              | 0              | 0                | 0                | 0  | 0 | 0  | 0 | 0 | 0 | 0  | 5  | 1 |
| Cordele            | 0            | 0              | 2              | 1              | 1              | 1              | 0            | 0              | 3              | 1              | 0              | 0                | 0                | 0  | 0 | 0  | 0 | 0 | 0 | 0  | 3  | 1 |
| Coweta             | 0            | 0              | 4              | 2              | 1              | 1              | 0            | 0              | 5              | 1              | 0              | 0                | 0                | 0  | 0 | 0  | 0 | 0 | 0 | 0  | 5  | 1 |
| Dougherty          | 0            | 0              | 6              | 3              | 4              | 3              | 1            | 3              | 11             | 3              | 0              | 0                | 0                | 0  | 0 | 0  | 0 | 0 | 0 | 0  | 11 | 3 |
| Dublin             | 0            | 0              | 1              | 0              | 1              | 1              | 0            | 0              | 2              | 1              | 0              | 0                | 0                | 0  | 0 | 0  | 0 | 0 | 0 | 0  | 2  | 1 |
| Eastern            | 0            | 0              | 11             | 5              | 4              | 3              | 1            | 3              | 16             | 4              | 0              | 0                | 0                | 0  | 0 | 0  | 0 | 0 | 0 | 0  | 16 | 4 |
| Flint              | 0            | 0              | 6              | 3              | 2              | 1              | 0            | 0              | 8              | 2              | 0              | 0                | 0                | 0  | 0 | 0  | 0 | 0 | 0 | 0  | 8  | 2 |
| Griffin            | 0            | 0              | 4              | 2              | 5              | 4              | 2            | 6              | 11             | 3              | 0              | 0                | 0                | 0  | 1 | 33 | 0 | 0 | 1 | 17 | 12 | 3 |
| Gwinnett           | 0            | 0              | 4              | 2              | 1              | 1              | 0            | 0              | 5              | 1              | 0              | 0                | 0                | 0  | 0 | 0  | 0 | 0 | 0 | 0  | 5  | 1 |
| Houston            | 0            | 0              | 2              | 1              | 4              | 3              | 0            | 0              | 6              | 2              | 0              | 0                | 0                | 0  | 0 | 0  | 0 | 0 | 0 | 0  | 6  | 2 |
| Lookout Mountain   | 0            | 0              | 3              | 1              | 1              | 1              | 1            | 3              | 5              | 1              | 0              | 0                | 1                | 33 | 0 | 0  | 0 | 0 | 1 | 17 | 6  | 2 |
| Macon              | 0            | 0              | 9              | 4              | 2              | 1              | 3            | 10             | 14             | 4              | 0              | 0                | 0                | 0  | 0 | 0  | 0 | 0 | 0 | 0  | 14 | 4 |
| Middle             | 0            | 0              | 5              | 2              | 1              | 1              | 0            | 0              | 6              | 2              | 0              | 0                | 0                | 0  | 0 | 0  | 0 | 0 | 0 | 0  | 6  | 2 |
| Mountain           | 0            | 0              | 1              | 0              | 1              | 1              | 0            | 0              | 2              | 1              | 0              | 0                | 0                | 0  | 0 | 0  | 0 | 0 | 0 | 0  | 2  | 1 |
| Northeastern       | 0            | 0              | 5              | 2              | 2              | 1              | 0            | 0              | 7              | 2              | 0              | 0                | 0                | 0  | 0 | 0  | 0 | 0 | 0 | 0  | 7  | 2 |
| Northern           | 0            | 0              | 5              | 2              | 3              | 2              | 1            | 3              | 9              | 2              | 0              | 0                | 0                | 0  | 0 | 0  | 0 | 0 | 0 | 0  | 9  | 2 |
| Ocmulgee           | 0            | 0              | 8              | 4              | 4              | 3              | 0            | 0              | 12             | 3              | 0              | 0                | 0                | 0  | 0 | 0  | 0 | 0 | 0 | 0  | 12 | 3 |
| Oconee             | 0            | 0              | 3              | 1              | 0              | 0              | 0            | 0              | 3              | 1              | 0              | 0                | 0                | 0  | 0 | 0  | 0 | 0 | 0 | 0  | 3  | 1 |
| Ogeechee           | 0            | 0              | 1              | 0              | 1              | 1              | 0            | 0              | 2              | 1              | 0              | 0                | 0                | 0  | 0 | 0  | 0 | 0 | 0 | 0  | 2  | 1 |
| Pataula            | 0            | 0              | 2              | 1              | 0              | 0              | 1            | 3              | 3              | 1              | 0              | 0                | 0                | 0  | 0 | 0  | 0 | 0 | 0 | 0  | 3  | 1 |
| Piedmont           | 1            | 50             | 5              | 2              | 1              | 1              | 3            | 10             | 10             | 3              | 0              | 0                | 0                | 0  | 0 | 0  | 0 | 0 | 0 | 0  | 10 | 3 |
| Rome               | 0            | 0              | 3              | 1              | 1              | 1              | 0            | 0              | 4              | 1              | 0              | 0                | 0                | 0  | 0 | 0  | 0 | 0 | 0 | 0  | 4  | 1 |
| South Georgia      | 0            | 0              | 0              | 0              | 1              | 1              | 0            | 0              | 1              | 0              | 0              | 0                | 0                | 0  | 0 | 0  | 0 | 0 | 0 | 0  | 1  | 0 |
| Southern           | 0            | 0              | 4              | 2              | 5              | 4              | 0            | 0              | 9              | 2              | 0              | 0                | 0                | 0  | 0 | 0  | 0 | 0 | 0 | 0  | 9  | 2 |
| Southwestern       | 0            | 0              | 1              | 0              | 1              | 1              | 0            | 0              | 2              | 1              | 0              | 0                | 0                | 0  | 0 | 0  | 0 | 0 | 0 | 0  | 2  | 1 |

(continued)

Inmate statistical profile

Sample: ACTIVE PRISONERS EXCLUDING JAIL  
Active inmates 01/18/2005

Requestor: Statistics

Circ Of Conviction by current age & sex (continued)

| Circ Of Conviction | M E N        |              |              |              |              |                | W O M E N    |              |              |              |                |                | Grand |     |       |     |    |   |       |     |       |     |
|--------------------|--------------|--------------|--------------|--------------|--------------|----------------|--------------|--------------|--------------|--------------|----------------|----------------|-------|-----|-------|-----|----|---|-------|-----|-------|-----|
|                    | Age<br>00-21 | Age<br>22-39 | Age<br>40-54 | Age<br>55-99 | Men<br>Total | Women<br>Total | Age<br>00-21 | Age<br>22-39 | Age<br>40-54 | Age<br>55-99 | Women<br>Total | Grand<br>Total |       |     |       |     |    |   |       |     |       |     |
| Stone Mountain     | 0            | 0            | 15           | 7            | 10           | 7              | 2            | 6            | 27           | 7            | 0              | 0              | 1     | 33  | 0     | 0   | 0  | 0 | 1     | 17  | 28    | 7   |
| Tallapoosa         | 0            | 0            | 1            | 0            | 0            | 0              | 0            | 0            | 1            | 0            | 0              | 0              | 0     | 0   | 0     | 0   | 0  | 0 | 0     | 0   | 1     | 0   |
| Tifton             | 0            | 0            | 0            | 0            | 1            | 1              | 1            | 3            | 2            | 1            | 0              | 0              | 0     | 0   | 0     | 0   | 0  | 0 | 0     | 0   | 2     | 1   |
| Toombs             | 0            | 0            | 1            | 0            | 0            | 0              | 0            | 0            | 1            | 0            | 0              | 0              | 0     | 0   | 0     | 0   | 0  | 0 | 0     | 0   | 1     | 0   |
| Waycross           | 0            | 0            | 6            | 3            | 9            | 7              | 0            | 0            | 15           | 4            | 0              | 0              | 0     | 0   | 0     | 0   | 0  | 0 | 0     | 0   | 15    | 4   |
| Western            | 0            | 0            | 5            | 2            | 5            | 4              | 0            | 0            | 10           | 3            | 0              | 0              | 0     | 0   | 0     | 0   | 0  | 0 | 0     | 0   | 10    | 3   |
| Rockdale           | 0            | 0            | 3            | 1            | 1            | 1              | 0            | 0            | 4            | 1            | 0              | 0              | 0     | 0   | 0     | 0   | 0  | 0 | 0     | 0   | 4     | 1   |
| Douglas            | 0            | 0            | 6            | 3            | 6            | 4              | 0            | 0            | 12           | 3            | 0              | 0              | 0     | 0   | 1     | 33  | 0  | 0 | 1     | 17  | 13    | 3   |
| Appalachian        | 0            | 0            | 1            | 0            | 0            | 0              | 0            | 0            | 1            | 0            | 0              | 0              | 0     | 0   | 0     | 0   | 0  | 0 | 0     | 0   | 1     | 0   |
| Enotah             | 0            | 0            | 1            | 0            | 1            | 1              | 0            | 0            | 2            | 1            | 0              | 0              | 0     | 0   | 0     | 0   | 0  | 0 | 0     | 0   | 2     | 1   |
| Bell-Forsyth       | 0            | 0            | 0            | 0            | 1            | 1              | 0            | 0            | 1            | 0            | 0              | 0              | 0     | 0   | 0     | 0   | 0  | 0 | 0     | 0   | 1     | 0   |
| Towaliga           | 0            | 0            | 1            | 0            | 3            | 2              | 1            | 3            | 5            | 1            | 0              | 0              | 0     | 0   | 0     | 0   | 0  | 0 | 0     | 0   | 5     | 1   |
| Paulding           | 0            | 0            | 0            | 0            | 1            | 1              | 0            | 0            | 1            | 0            | 0              | 0              | 0     | 0   | 0     | 0   | 0  | 0 | 0     | 0   | 1     | 0   |
| Total reported     | 2            | 100          | 214          | 100          | 136          | 100            | 31           | 100          | 383          | 100          | 0              | 0              | 3     | 100 | 3     | 100 | 0  | 0 | 6     | 100 | 389   | 100 |
| Percent reported   | 100.0        |              | 100.0        |              | 100.0        |                | 100.0        |              | 100.0        |              | .0             |                | 100.0 |     | 100.0 |     | .0 |   | 100.0 |     | 100.0 |     |
| Not reported       | 0            |              | 0            |              | 0            |                | 0            |              | 0            |              | 0              |                | 0     |     | 0     |     | 0  |   | 0     |     | 0     |     |
| Total              | 2            |              | 214          |              | 136          |                | 31           |              | 383          |              | 0              |                | 3     |     | 3     |     | 0  |   | 6     |     | 389   |     |

Inmate statistical profile

Sample: ACTIVE PRISONERS EXCLUDING JAIL  
Active inmates 01/18/2005

Requestor: Statistics

Home County by current age & sex

| Home County | M E N       |             |             |             |             |             |             |             | W O M E N   |               |     |      |      |       |  |  | Grand Total % |
|-------------|-------------|-------------|-------------|-------------|-------------|-------------|-------------|-------------|-------------|---------------|-----|------|------|-------|--|--|---------------|
|             | Age 00-21 % | Age 22-39 % | Age 40-54 % | Age 55-99 % | Men Total % | Age 00-21 % | Age 22-39 % | Age 40-54 % | Age 55-99 % | Women Total % |     |      |      |       |  |  |               |
| Appling     | 0 0         | 1 1         | 0 0         | 1 4         | 2 1         | 0 0         | 0 0         | 0 0         | 0 0         | 0 0           | 0 0 | 0 0  | 0 0  | 2 1   |  |  |               |
| Atkinson    | 0 0         | 0 0         | 0 0         | 1 4         | 1 0         | 0 0         | 0 0         | 0 0         | 0 0         | 0 0           | 0 0 | 0 0  | 0 0  | 1 0   |  |  |               |
| Baldwin     | 0 0         | 1 1         | 2 2         | 0 0         | 3 1         | 0 0         | 0 0         | 0 0         | 0 0         | 0 0           | 0 0 | 0 0  | 0 0  | 3 1   |  |  |               |
| Barrow      | 0 0         | 2 1         | 0 0         | 1 4         | 3 1         | 0 0         | 0 0         | 0 0         | 0 0         | 0 0           | 0 0 | 0 0  | 0 0  | 3 1   |  |  |               |
| Bartow      | 0 0         | 0 0         | 3 3         | 0 0         | 3 1         | 0 0         | 0 0         | 0 0         | 0 0         | 0 0           | 0 0 | 0 0  | 0 0  | 3 1   |  |  |               |
| Ben Hill    | 0 0         | 2 1         | 0 0         | 0 0         | 2 1         | 0 0         | 0 0         | 0 0         | 0 0         | 0 0           | 0 0 | 0 0  | 0 0  | 2 1   |  |  |               |
| Bibb        | 0 0         | 5 3         | 1 1         | 2 8         | 8 2         | 0 0         | 0 0         | 0 0         | 0 0         | 0 0           | 0 0 | 0 0  | 0 0  | 8 2   |  |  |               |
| Bleckley    | 0 0         | 2 1         | 1 1         | 0 0         | 3 1         | 0 0         | 0 0         | 0 0         | 0 0         | 0 0           | 0 0 | 0 0  | 0 0  | 3 1   |  |  |               |
| Brooks      | 0 0         | 1 1         | 0 0         | 0 0         | 1 0         | 0 0         | 0 0         | 0 0         | 0 0         | 0 0           | 0 0 | 0 0  | 0 0  | 1 0   |  |  |               |
| Bulloch     | 0 0         | 0 0         | 1 1         | 0 0         | 1 0         | 0 0         | 0 0         | 0 0         | 0 0         | 0 0           | 0 0 | 0 0  | 0 0  | 1 0   |  |  |               |
| Burke       | 0 0         | 2 1         | 1 1         | 0 0         | 3 1         | 0 0         | 0 0         | 0 0         | 0 0         | 0 0           | 0 0 | 0 0  | 0 0  | 3 1   |  |  |               |
| Butts       | 0 0         | 0 0         | 0 0         | 1 4         | 1 0         | 0 0         | 0 0         | 0 0         | 0 0         | 0 0           | 0 0 | 0 0  | 0 0  | 1 0   |  |  |               |
| Camden      | 0 0         | 0 0         | 1 1         | 0 0         | 1 0         | 0 0         | 0 0         | 0 0         | 0 0         | 0 0           | 0 0 | 0 0  | 0 0  | 1 0   |  |  |               |
| Carroll     | 0 0         | 1 1         | 1 1         | 0 0         | 2 1         | 0 0         | 0 0         | 0 0         | 0 0         | 0 0           | 0 0 | 0 0  | 0 0  | 2 1   |  |  |               |
| Catoosa     | 0 0         | 0 0         | 1 1         | 0 0         | 1 0         | 0 0         | 0 0         | 0 0         | 0 0         | 0 0           | 0 0 | 0 0  | 0 0  | 1 0   |  |  |               |
| Chatham     | 0 0         | 11 6        | 7 6         | 1 4         | 19 6        | 0 0         | 0 0         | 0 0         | 0 0         | 0 0           | 0 0 | 0 0  | 0 0  | 19 6  |  |  |               |
| Cherokee    | 0 0         | 1 1         | 1 1         | 0 0         | 2 1         | 0 0         | 0 0         | 0 0         | 0 0         | 0 0           | 0 0 | 0 0  | 0 0  | 2 1   |  |  |               |
| Clarke      | 0 0         | 5 3         | 4 3         | 0 0         | 9 3         | 0 0         | 0 0         | 0 0         | 0 0         | 0 0           | 0 0 | 0 0  | 0 0  | 9 3   |  |  |               |
| Clayton     | 0 0         | 7 4         | 1 1         | 1 4         | 9 3         | 0 0         | 1 33        | 0 0         | 0 0         | 0 0           | 0 0 | 1 17 | 10 3 |       |  |  |               |
| Cobb        | 0 0         | 6 3         | 5 4         | 1 4         | 12 4        | 0 0         | 0 0         | 0 0         | 0 0         | 0 0           | 0 0 | 0 0  | 0 0  | 12 4  |  |  |               |
| Coffee      | 0 0         | 0 0         | 1 1         | 0 0         | 1 0         | 0 0         | 0 0         | 0 0         | 0 0         | 0 0           | 0 0 | 0 0  | 0 0  | 1 0   |  |  |               |
| Colquit     | 0 0         | 0 0         | 2 2         | 0 0         | 2 1         | 0 0         | 0 0         | 0 0         | 0 0         | 0 0           | 0 0 | 0 0  | 0 0  | 2 1   |  |  |               |
| Columbia    | 0 0         | 0 0         | 0 0         | 1 4         | 1 0         | 0 0         | 0 0         | 0 0         | 0 0         | 0 0           | 0 0 | 0 0  | 0 0  | 1 0   |  |  |               |
| Cook        | 0 0         | 1 1         | 0 0         | 0 0         | 1 0         | 0 0         | 0 0         | 0 0         | 0 0         | 0 0           | 0 0 | 0 0  | 0 0  | 1 0   |  |  |               |
| Coweta      | 0 0         | 1 1         | 0 0         | 0 0         | 1 0         | 0 0         | 0 0         | 0 0         | 0 0         | 0 0           | 0 0 | 0 0  | 0 0  | 1 0   |  |  |               |
| Crisp       | 0 0         | 0 0         | 1 1         | 0 0         | 1 0         | 0 0         | 0 0         | 0 0         | 0 0         | 0 0           | 0 0 | 0 0  | 0 0  | 1 0   |  |  |               |
| Decatur     | 0 0         | 0 0         | 2 2         | 0 0         | 2 1         | 0 0         | 0 0         | 0 0         | 0 0         | 0 0           | 0 0 | 0 0  | 0 0  | 2 1   |  |  |               |
| DeKalb      | 0 0         | 21 12       | 6 5         | 0 0         | 27 8        | 0 0         | 0 0         | 0 0         | 0 0         | 0 0           | 0 0 | 0 0  | 0 0  | 27 8  |  |  |               |
| Dougherty   | 0 0         | 4 2         | 4 3         | 1 4         | 9 3         | 0 0         | 0 0         | 0 0         | 0 0         | 0 0           | 0 0 | 0 0  | 0 0  | 9 3   |  |  |               |
| Douglas     | 0 0         | 2 1         | 3 3         | 0 0         | 5 2         | 0 0         | 0 0         | 1 33        | 0 0         | 1 17          | 0 0 | 0 0  | 6 2  |       |  |  |               |
| Effingham   | 0 0         | 1 1         | 0 0         | 0 0         | 1 0         | 0 0         | 0 0         | 0 0         | 0 0         | 0 0           | 0 0 | 0 0  | 0 0  | 1 0   |  |  |               |
| Elbert      | 0 0         | 1 1         | 0 0         | 1 4         | 2 1         | 0 0         | 0 0         | 0 0         | 0 0         | 0 0           | 0 0 | 0 0  | 0 0  | 2 1   |  |  |               |
| Fayette     | 0 0         | 0 0         | 1 1         | 1 4         | 2 1         | 0 0         | 0 0         | 0 0         | 0 0         | 0 0           | 0 0 | 0 0  | 0 0  | 2 1   |  |  |               |
| Floyd       | 0 0         | 3 2         | 0 0         | 0 0         | 3 1         | 0 0         | 0 0         | 0 0         | 0 0         | 0 0           | 0 0 | 0 0  | 0 0  | 3 1   |  |  |               |
| Franklin    | 0 0         | 2 1         | 0 0         | 0 0         | 2 1         | 0 0         | 0 0         | 0 0         | 0 0         | 0 0           | 0 0 | 0 0  | 0 0  | 2 1   |  |  |               |
| Fulton      | 0 0         | 23 13       | 18 15       | 3 13        | 44 13       | 0 0         | 0 0         | 0 0         | 0 0         | 0 0           | 0 0 | 0 0  | 0 0  | 44 13 |  |  |               |

(continued)



Georgia Department of Corrections  
Office of Planning and Analysis

Inmate statistical profile

Sample: ACTIVE PRISONERS EXCLUDING JAIL  
Active inmates 01/18/2005

Requestor: Statistics

Home County by current age & sex (continued)

| Home County | M E N     |             |             |             |             | W O M E N |             |             |             |               | Grand Total % |   |    |   |
|-------------|-----------|-------------|-------------|-------------|-------------|-----------|-------------|-------------|-------------|---------------|---------------|---|----|---|
|             | Age 00-21 | Age % 22-39 | Age % 40-54 | Age % 55-99 | Men % Total | Age 00-21 | Age % 22-39 | Age % 40-54 | Age % 55-99 | Women % Total |               |   |    |   |
| Gilmer      | 0         | 0           | 1           | 1           | 0           | 0         | 1           | 0           | 0           | 0             | 0             | 1 | 0  |   |
| Glynn       | 0         | 0           | 4           | 2           | 2           | 2         | 1           | 4           | 7           | 2             | 0             | 0 | 7  | 2 |
| Gordon      | 0         | 0           | 1           | 1           | 1           | 1         | 1           | 4           | 3           | 1             | 0             | 0 | 3  | 1 |
| Greene      | 0         | 0           | 1           | 1           | 0           | 0         | 1           | 0           | 1           | 0             | 0             | 0 | 1  | 0 |
| Gwinnett    | 0         | 0           | 2           | 1           | 4           | 3         | 0           | 0           | 6           | 2             | 0             | 0 | 6  | 2 |
| Habersham   | 0         | 0           | 0           | 0           | 1           | 1         | 0           | 0           | 1           | 0             | 0             | 0 | 1  | 0 |
| Hall        | 0         | 0           | 4           | 2           | 1           | 1         | 1           | 4           | 6           | 2             | 0             | 0 | 6  | 2 |
| Hancock     | 0         | 0           | 0           | 0           | 2           | 2         | 0           | 0           | 2           | 1             | 0             | 0 | 2  | 1 |
| Harris      | 0         | 0           | 0           | 0           | 1           | 1         | 0           | 0           | 1           | 0             | 0             | 0 | 1  | 0 |
| Hart        | 0         | 0           | 1           | 1           | 1           | 1         | 0           | 0           | 2           | 1             | 0             | 0 | 2  | 1 |
| Henry       | 0         | 0           | 2           | 1           | 1           | 1         | 0           | 0           | 3           | 1             | 0             | 0 | 3  | 1 |
| Houston     | 0         | 0           | 2           | 1           | 4           | 3         | 0           | 0           | 6           | 2             | 0             | 0 | 6  | 2 |
| Jackson     | 1         | 50          | 0           | 0           | 1           | 1         | 1           | 4           | 3           | 1             | 0             | 0 | 3  | 1 |
| Jeff Davis  | 0         | 0           | 1           | 1           | 0           | 0         | 0           | 0           | 1           | 0             | 0             | 0 | 1  | 0 |
| Jenkins     | 0         | 0           | 2           | 1           | 0           | 0         | 0           | 0           | 2           | 1             | 0             | 0 | 2  | 1 |
| Laurens     | 0         | 0           | 2           | 1           | 0           | 0         | 0           | 0           | 2           | 1             | 0             | 0 | 2  | 1 |
| Liberty     | 0         | 0           | 2           | 1           | 1           | 1         | 0           | 0           | 3           | 1             | 0             | 0 | 3  | 1 |
| Lincoln     | 0         | 0           | 1           | 1           | 0           | 0         | 0           | 0           | 1           | 0             | 0             | 0 | 1  | 0 |
| Long        | 0         | 0           | 1           | 1           | 0           | 0         | 0           | 0           | 1           | 0             | 0             | 0 | 1  | 0 |
| Lowndes     | 0         | 0           | 2           | 1           | 1           | 1         | 0           | 0           | 3           | 1             | 0             | 0 | 3  | 1 |
| Marion      | 0         | 0           | 1           | 1           | 0           | 0         | 0           | 0           | 1           | 0             | 0             | 0 | 1  | 0 |
| McDuffie    | 0         | 0           | 0           | 0           | 1           | 1         | 0           | 0           | 1           | 0             | 0             | 0 | 1  | 0 |
| McIntosh    | 0         | 0           | 1           | 1           | 1           | 1         | 0           | 0           | 2           | 1             | 0             | 0 | 2  | 1 |
| Miller      | 0         | 0           | 1           | 1           | 0           | 0         | 0           | 0           | 1           | 0             | 0             | 0 | 1  | 0 |
| Mitchell    | 0         | 0           | 1           | 1           | 0           | 0         | 0           | 0           | 1           | 0             | 0             | 0 | 1  | 0 |
| Monroe      | 0         | 0           | 0           | 0           | 1           | 1         | 0           | 0           | 1           | 0             | 0             | 0 | 1  | 0 |
| Morgan      | 0         | 0           | 1           | 1           | 0           | 0         | 0           | 0           | 1           | 0             | 0             | 0 | 1  | 0 |
| Muscogee    | 0         | 0           | 7           | 4           | 5           | 4         | 0           | 0           | 12          | 4             | 0             | 0 | 12 | 4 |
| Newton      | 0         | 0           | 2           | 1           | 0           | 0         | 0           | 0           | 2           | 1             | 0             | 0 | 3  | 1 |
| Oglethorpe  | 0         | 0           | 1           | 1           | 0           | 0         | 1           | 4           | 2           | 1             | 0             | 0 | 2  | 1 |
| Paulding    | 0         | 0           | 0           | 0           | 1           | 1         | 0           | 0           | 1           | 0             | 0             | 0 | 1  | 0 |
| Pierce      | 0         | 0           | 0           | 0           | 1           | 1         | 0           | 0           | 1           | 0             | 0             | 0 | 1  | 0 |
| Pike        | 0         | 0           | 1           | 1           | 1           | 1         | 0           | 0           | 2           | 1             | 0             | 0 | 3  | 1 |
| Polk        | 0         | 0           | 1           | 1           | 0           | 0         | 0           | 0           | 1           | 0             | 0             | 0 | 1  | 0 |
| Putnam      | 0         | 0           | 1           | 1           | 1           | 1         | 0           | 0           | 2           | 1             | 0             | 0 | 2  | 1 |

(continued)

Georgia Department of Corrections  
Office of Planning and Analysis

Inmate statistical profile

Sample: ACTIVE PRISONERS EXCLUDING JAIL  
Active inmates 01/18/2005

Requestor: Statistics

Home County by current age & sex (continued)

| Home County      | M E N     |             |             |             |             | W O M E N |             |             |             |               | Grand Total % |   |       |     |       |     |    |   |       |     |      |     |
|------------------|-----------|-------------|-------------|-------------|-------------|-----------|-------------|-------------|-------------|---------------|---------------|---|-------|-----|-------|-----|----|---|-------|-----|------|-----|
|                  | Age 00-21 | Age % 22-39 | Age % 40-54 | Age % 55-99 | Men % Total | Age 00-21 | Age % 22-39 | Age % 40-54 | Age % 55-99 | Women % Total |               |   |       |     |       |     |    |   |       |     |      |     |
| Rabun            | 0         | 0           | 1           | 1           | 0           | 0         | 0           | 0           | 0           | 0             | 0             | 0 | 1     | 0   |       |     |    |   |       |     |      |     |
| Randolph         | 0         | 0           | 1           | 1           | 0           | 0         | 1           | 4           | 2           | 1             | 0             | 0 | 0     | 0   | 2     | 1   |    |   |       |     |      |     |
| Richmond         | 1         | 50          | 6           | 3           | 4           | 3         | 1           | 4           | 12          | 4             | 0             | 1 | 33    | 0   | 0     | 13  | 4  |   |       |     |      |     |
| Rockdale         | 0         | 0           | 0           | 0           | 1           | 1         | 0           | 0           | 1           | 0             | 0             | 0 | 0     | 0   | 0     | 1   | 0  |   |       |     |      |     |
| Seminole         | 0         | 0           | 1           | 1           | 0           | 0         | 0           | 0           | 1           | 0             | 0             | 0 | 0     | 0   | 0     | 1   | 0  |   |       |     |      |     |
| Spalding         | 0         | 0           | 3           | 2           | 2           | 2         | 0           | 0           | 5           | 2             | 0             | 0 | 0     | 0   | 0     | 5   | 2  |   |       |     |      |     |
| Stephens         | 0         | 0           | 0           | 0           | 1           | 1         | 1           | 0           | 0           | 0             | 0             | 0 | 0     | 0   | 0     | 1   | 0  |   |       |     |      |     |
| Sumter           | 0         | 0           | 0           | 0           | 1           | 1         | 0           | 0           | 1           | 0             | 0             | 0 | 0     | 0   | 0     | 1   | 0  |   |       |     |      |     |
| Tattnall         | 0         | 0           | 1           | 1           | 0           | 0         | 0           | 0           | 1           | 0             | 0             | 0 | 0     | 0   | 0     | 1   | 0  |   |       |     |      |     |
| Thomas           | 0         | 0           | 1           | 1           | 1           | 1         | 0           | 0           | 2           | 1             | 0             | 0 | 0     | 0   | 0     | 2   | 1  |   |       |     |      |     |
| Tift             | 0         | 0           | 0           | 0           | 1           | 1         | 1           | 0           | 2           | 1             | 0             | 0 | 0     | 0   | 0     | 2   | 1  |   |       |     |      |     |
| Toombs           | 0         | 0           | 2           | 1           | 1           | 1         | 0           | 0           | 3           | 1             | 0             | 0 | 0     | 0   | 0     | 3   | 1  |   |       |     |      |     |
| Troup            | 0         | 0           | 1           | 1           | 0           | 0         | 0           | 0           | 1           | 0             | 0             | 0 | 0     | 0   | 0     | 1   | 0  |   |       |     |      |     |
| Union            | 0         | 0           | 0           | 0           | 1           | 1         | 0           | 0           | 1           | 0             | 0             | 0 | 0     | 0   | 0     | 1   | 0  |   |       |     |      |     |
| Upson            | 0         | 0           | 0           | 0           | 1           | 1         | 0           | 0           | 1           | 0             | 0             | 0 | 0     | 0   | 0     | 1   | 0  |   |       |     |      |     |
| Walker           | 0         | 0           | 2           | 1           | 0           | 0         | 0           | 0           | 2           | 1             | 0             | 1 | 33    | 0   | 0     | 1   | 3  | 1 |       |     |      |     |
| Walton           | 0         | 0           | 0           | 0           | 2           | 2         | 0           | 0           | 2           | 1             | 0             | 0 | 0     | 0   | 0     | 2   | 1  |   |       |     |      |     |
| Ware             | 0         | 0           | 4           | 2           | 1           | 1         | 0           | 0           | 5           | 2             | 0             | 0 | 0     | 0   | 0     | 5   | 2  |   |       |     |      |     |
| Washington       | 0         | 0           | 3           | 2           | 0           | 0         | 0           | 0           | 3           | 1             | 0             | 0 | 0     | 0   | 0     | 3   | 1  |   |       |     |      |     |
| Wayne            | 0         | 0           | 2           | 1           | 0           | 0         | 0           | 0           | 2           | 1             | 0             | 0 | 0     | 0   | 0     | 2   | 1  |   |       |     |      |     |
| Whitfield        | 0         | 0           | 0           | 0           | 1           | 1         | 0           | 0           | 1           | 0             | 0             | 0 | 0     | 0   | 0     | 1   | 0  |   |       |     |      |     |
| Wilkinson        | 0         | 0           | 1           | 1           | 0           | 0         | 0           | 0           | 1           | 0             | 0             | 0 | 0     | 0   | 0     | 1   | 0  |   |       |     |      |     |
| Total reported   | 2         | 100         | 182         | 100         | 119         | 100       | 24          | 100         | 327         | 100           | 0             | 0 | 3     | 100 | 3     | 100 | 0  | 0 | 6     | 100 | 333  | 100 |
| Percent reported | 100.0     |             | 85.0        |             | 87.5        |           | 77.4        |             | 85.4        |               | .0            |   | 100.0 |     | 100.0 |     | .0 |   | 100.0 |     | 85.6 |     |
| Not reported     | 0         |             | 32          |             | 17          |           | 7           |             | 56          |               | 0             |   | 0     |     | 0     |     | 0  |   | 0     |     | 56   |     |
| Total            | 2         |             | 214         |             | 136         |           | 31          |             | 383         |               | 0             |   | 3     |     | 3     |     | 0  |   | 6     |     | 389  |     |

Georgia Department of Corrections  
Office of Planning and Analysis  
Inmate statistical profile

Sample: ACTIVE PRISONERS EXCLUDING JAIL  
Active inmates 01/18/2005

Requestor: Statistics

Prison Sentence In Years by current age & sex

| Sentence In Years                  | M E N        |     |              |     |              |     | W O M E N    |     |              |     |              |   | Grand  |              |        |              |     |              |        |                |        |       |
|------------------------------------|--------------|-----|--------------|-----|--------------|-----|--------------|-----|--------------|-----|--------------|---|--------|--------------|--------|--------------|-----|--------------|--------|----------------|--------|-------|
|                                    | Age<br>00-21 | %   | Age<br>22-39 | %   | Age<br>40-54 | %   | Age<br>55-99 | %   | Men<br>Total | %   | Age<br>00-21 | % |        | Age<br>22-39 | %      | Age<br>40-54 | %   | Age<br>55-99 | %      | Women<br>Total | %      | Total |
| 0-1                                | 0            | 0   | 0            | 0   | 0            | 0   | 0            | 0   | 0            | 0   | 0            | 0 | 0      | 0            | 0      | 0            | 0   | 0            | 0      | 0              | 0      | 0     |
| 1.1-2                              | 0            | 0   | 0            | 0   | 0            | 0   | 0            | 0   | 0            | 0   | 0            | 0 | 0      | 0            | 0      | 0            | 0   | 0            | 0      | 0              | 0      | 0     |
| 2.1-3                              | 0            | 0   | 0            | 0   | 0            | 0   | 0            | 0   | 0            | 0   | 0            | 0 | 0      | 0            | 0      | 0            | 0   | 0            | 0      | 0              | 0      | 0     |
| 3.1-4                              | 0            | 0   | 0            | 0   | 0            | 0   | 0            | 0   | 0            | 0   | 0            | 0 | 0      | 0            | 0      | 0            | 0   | 0            | 0      | 0              | 0      | 0     |
| 4.1-5                              | 0            | 0   | 0            | 0   | 0            | 0   | 0            | 0   | 0            | 0   | 0            | 0 | 0      | 0            | 0      | 0            | 0   | 0            | 0      | 0              | 0      | 0     |
| 5.1-6                              | 0            | 0   | 0            | 0   | 0            | 0   | 0            | 0   | 0            | 0   | 0            | 0 | 0      | 0            | 0      | 0            | 0   | 0            | 0      | 0              | 0      | 0     |
| 6.1-7                              | 0            | 0   | 0            | 0   | 0            | 0   | 0            | 0   | 0            | 0   | 0            | 0 | 0      | 0            | 0      | 0            | 0   | 0            | 0      | 0              | 0      | 0     |
| 7.1-8                              | 0            | 0   | 0            | 0   | 0            | 0   | 0            | 0   | 0            | 0   | 0            | 0 | 0      | 0            | 0      | 0            | 0   | 0            | 0      | 0              | 0      | 0     |
| 8.1-9                              | 0            | 0   | 0            | 0   | 0            | 0   | 0            | 0   | 0            | 0   | 0            | 0 | 0      | 0            | 0      | 0            | 0   | 0            | 0      | 0              | 0      | 0     |
| 9.1-10                             | 0            | 0   | 0            | 0   | 0            | 0   | 0            | 0   | 0            | 0   | 0            | 0 | 0      | 0            | 0      | 0            | 0   | 0            | 0      | 0              | 0      | 0     |
| 10.1-12                            | 0            | 0   | 0            | 0   | 0            | 0   | 0            | 0   | 0            | 0   | 0            | 0 | 0      | 0            | 0      | 0            | 0   | 0            | 0      | 0              | 0      | 0     |
| 12.1-15                            | 0            | 0   | 0            | 0   | 0            | 0   | 0            | 0   | 0            | 0   | 0            | 0 | 0      | 0            | 0      | 0            | 0   | 0            | 0      | 0              | 0      | 0     |
| 15.1-20                            | 0            | 0   | 0            | 0   | 0            | 0   | 0            | 0   | 0            | 0   | 0            | 0 | 0      | 0            | 0      | 0            | 0   | 0            | 0      | 0              | 0      | 0     |
| 20.1-OVER                          | 2            | 100 | 214          | 100 | 136          | 100 | 31           | 100 | 383          | 100 | 0            | 0 | 3      | 100          | 3      | 100          | 0   | 0            | 6      | 100            | 389    | 100   |
| LIFE                               | 0            | 0   | 0            | 0   | 0            | 0   | 0            | 0   | 0            | 0   | 0            | 0 | 0      | 0            | 0      | 0            | 0   | 0            | 0      | 0              | 0      | 0     |
| DEATH                              | 0            | 0   | 0            | 0   | 0            | 0   | 0            | 0   | 0            | 0   | 0            | 0 | 0      | 0            | 0      | 0            | 0   | 0            | 0      | 0              | 0      | 0     |
| LIFE W/O PAROLE                    | 0            | 0   | 0            | 0   | 0            | 0   | 0            | 0   | 0            | 0   | 0            | 0 | 0      | 0            | 0      | 0            | 0   | 0            | 0      | 0              | 0      | 0     |
| YOUTHFUL OFFENDERS                 | 0            | 0   | 0            | 0   | 0            | 0   | 0            | 0   | 0            | 0   | 0            | 0 | 0      | 0            | 0      | 0            | 0   | 0            | 0      | 0              | 0      | 0     |
| Total reported                     | 2            | 100 | 214          | 100 | 136          | 100 | 31           | 100 | 383          | 100 | 0            | 0 | 3      | 100          | 3      | 100          | 0   | 0            | 6      | 100            | 389    | 100   |
| Percent reported                   | 100.0        |     | 100.0        |     | 100.0        |     | 100.0        |     | 100.0        |     | .0           |   | 100.0  |              | 100.0  |              | .0  |              | 100.0  |                | 100.0  |       |
| NOT REPORTED                       | 0            |     | 0            |     | 0            |     | 0            |     | 0            |     | 0            |   | 0      |              | 0      |              | 0   |              | 0      |                | 0      |       |
| Total                              | 2            |     | 214          |     | 136          |     | 31           |     | 383          |     | 0            |   | 3      |              | 3      |              | 0   |              | 6      |                | 389    |       |
| AVG EXCLUDING<br>LIFE, DEATH, YO   | 246.30       |     | 246.30       |     | 246.30       |     | 246.30       |     | 246.30       |     | .00          |   | 246.30 |              | 246.30 |              | .00 |              | 246.30 |                | 246.30 |       |
| AVG INCLUDING<br>LIFE=21, YO=3 YRS | 246.30       |     | 246.30       |     | 246.30       |     | 246.30       |     | 246.30       |     | .00          |   | 246.30 |              | 246.30 |              | .00 |              | 246.30 |                | 246.30 |       |

Georgia Department of Corrections  
Office of Planning and Analysis

Inmate statistical profile

Sample: ACTIVE PRISONERS EXCLUDING JAIL  
Active inmates 01/18/2005

Requestor: Statistics

Probation To Follow Prison by current age & sex

| Prob After Prison   | M E N     |             |             |             |             | W O M E N |             |             |             |               | Grand Total % |
|---------------------|-----------|-------------|-------------|-------------|-------------|-----------|-------------|-------------|-------------|---------------|---------------|
|                     | Age 00-21 | Age % 22-39 | Age % 40-54 | Age % 55-99 | Men % Total | Age 00-21 | Age % 22-39 | Age % 40-54 | Age % 55-99 | Women % Total |               |
| PROBATION TO FOLLOW | 0 0       | 7 100       | 9 53        | 1 17        | 17 57       | 0 0       | 0 0         | 0 0         | 0 0         | 0 0           | 17 57         |
| NO PROBATION        | 0 0       | 0 0         | 8 47        | 5 83        | 13 43       | 0 0       | 0 0         | 0 0         | 0 0         | 0 0           | 13 43         |
| Total reported      | 0 0       | 7 100       | 17 100      | 6 100       | 30 100      | 0 0       | 0 0         | 0 0         | 0 0         | 0 0           | 30 100        |
| Percent reported    |           | .0          | 3.3         | 12.5        | 19.4        | 7.8       | .0          | .0          | .0          | .0            | 7.7           |
| NOT REPORTED        | 2         | 207         | 119         | 25          | 353         | 0         | 3           | 3           | 0           | 6             | 359           |
| Total               | 2         | 214         | 136         | 31          | 383         | 0         | 3           | 3           | 0           | 6             | 389           |

Inmate statistical profile

Sample: ACTIVE PRISONERS EXCLUDING JAIL  
Active inmates 01/18/2005

Requestor: Statistics

Admission Type by current age & sex

| Admission Type       | M E N       |             |             |             |             |             | W O M E N   |             |             |               |         |  | Grand Total % |
|----------------------|-------------|-------------|-------------|-------------|-------------|-------------|-------------|-------------|-------------|---------------|---------|--|---------------|
|                      | Age 00-21 % | Age 22-39 % | Age 40-54 % | Age 55-99 % | Men Total % | Age 00-21 % | Age 22-39 % | Age 40-54 % | Age 55-99 % | Women Total % |         |  |               |
| COMMITTED FROM COURT | 0 0         | 60 28       | 39 29       | 8 26        | 107 28      | 0 0         | 2 67        | 1 33        | 0 0         | 3 50          | 110 28  |  |               |
| RETURN APPEAL/BOND   | 0 0         | 0 0         | 0 0         | 0 0         | 0 0         | 0 0         | 0 0         | 0 0         | 0 0         | 0 0           | 0 0     |  |               |
| PAROLE REV/NEW SENT  | 0 0         | 12 6        | 17 13       | 3 10        | 32 8        | 0 0         | 0 0         | 0 0         | 0 0         | 0 0           | 32 8    |  |               |
| PAR REV/NO NEW SENT  | 0 0         | 3 1         | 1 1         | 0 0         | 4 1         | 0 0         | 0 0         | 0 0         | 0 0         | 0 0           | 4 1     |  |               |
| PROB VIOL/TOTAL REV  | 0 0         | 0 0         | 0 0         | 0 0         | 0 0         | 0 0         | 0 0         | 0 0         | 0 0         | 0 0           | 0 0     |  |               |
| PROB VIOL/PARTIAL    | 0 0         | 2 1         | 1 1         | 0 0         | 3 1         | 0 0         | 0 0         | 0 0         | 0 0         | 0 0           | 3 1     |  |               |
| ADMIT FM OTHER CUST  | 0 0         | 0 0         | 0 0         | 0 0         | 0 0         | 0 0         | 0 0         | 0 0         | 0 0         | 0 0           | 0 0     |  |               |
| SHOCK INCARCERATION  | 0 0         | 0 0         | 0 0         | 0 0         | 0 0         | 0 0         | 0 0         | 0 0         | 0 0         | 0 0           | 0 0     |  |               |
| PROB REV/REMAINDER   | 0 0         | 7 3         | 3 2         | 0 0         | 10 3        | 0 0         | 0 0         | 0 0         | 0 0         | 0 0           | 10 3    |  |               |
| NEW SENT/PAR REV PND | 0 0         | 0 0         | 1 1         | 0 0         | 1 0         | 0 0         | 0 0         | 0 0         | 0 0         | 0 0           | 1 0     |  |               |
| LIFE W/O PAROLE      | 2 100       | 130 61      | 73 54       | 20 65       | 225 59      | 0 0         | 1 33        | 2 67        | 0 0         | 3 50          | 228 59  |  |               |
| PAROLE REV BOOT CAMP | 0 0         | 0 0         | 0 0         | 0 0         | 0 0         | 0 0         | 0 0         | 0 0         | 0 0         | 0 0           | 0 0     |  |               |
| PAR REV/RSN UNKNOWN  | 0 0         | 0 0         | 1 1         | 0 0         | 1 0         | 0 0         | 0 0         | 0 0         | 0 0         | 0 0           | 1 0     |  |               |
| PROBATION/PAROLE REV | 0 0         | 0 0         | 0 0         | 0 0         | 0 0         | 0 0         | 0 0         | 0 0         | 0 0         | 0 0           | 0 0     |  |               |
| PB PAROLE RESCINDED  | 0 0         | 0 0         | 0 0         | 0 0         | 0 0         | 0 0         | 0 0         | 0 0         | 0 0         | 0 0           | 0 0     |  |               |
| PROB REVOC/SPEC COND | 0 0         | 0 0         | 0 0         | 0 0         | 0 0         | 0 0         | 0 0         | 0 0         | 0 0         | 0 0           | 0 0     |  |               |
| PAR REV/REVOC CENTER | 0 0         | 0 0         | 0 0         | 0 0         | 0 0         | 0 0         | 0 0         | 0 0         | 0 0         | 0 0           | 0 0     |  |               |
| INFORMATION ONLY     | 0 0         | 0 0         | 0 0         | 0 0         | 0 0         | 0 0         | 0 0         | 0 0         | 0 0         | 0 0           | 0 0     |  |               |
| INCOMPLETE SENT PKG  | 0 0         | 0 0         | 0 0         | 0 0         | 0 0         | 0 0         | 0 0         | 0 0         | 0 0         | 0 0           | 0 0     |  |               |
| HANCOCK REVOC CENTER | 0 0         | 0 0         | 0 0         | 0 0         | 0 0         | 0 0         | 0 0         | 0 0         | 0 0         | 0 0           | 0 0     |  |               |
| WHITWORTH DETENTION  | 0 0         | 0 0         | 0 0         | 0 0         | 0 0         | 0 0         | 0 0         | 0 0         | 0 0         | 0 0           | 0 0     |  |               |
| DCYS AT RISK         | 0 0         | 0 0         | 0 0         | 0 0         | 0 0         | 0 0         | 0 0         | 0 0         | 0 0         | 0 0           | 0 0     |  |               |
| OTHER                | 0 0         | 0 0         | 0 0         | 0 0         | 0 0         | 0 0         | 0 0         | 0 0         | 0 0         | 0 0           | 0 0     |  |               |
| Total reported       | 2 100       | 214 100     | 136 100     | 31 100      | 383 100     | 0 0         | 3 100       | 3 100       | 0 0         | 6 100         | 389 100 |  |               |
| Percent reported     | 100.0       | 100.0       | 100.0       | 100.0       | 100.0       | .0          | 100.0       | 100.0       | .0          | 100.0         | 100.0   |  |               |
| UNKNOWN              | 0           | 0           | 0           | 0           | 0           | 0           | 0           | 0           | 0           | 0             | 0       |  |               |
| Total                | 2           | 214         | 136         | 31          | 383         | 0           | 3           | 3           | 0           | 6             | 389     |  |               |

Inmate statistical profile

Sample: ACTIVE PRISONERS EXCLUDING JAIL  
Active inmates 01/18/2005

Requestor: Statistics

Release Type by current age & sex

| Release Type | M E N     |           |           |           |             | W O M E N |           |           |           |               | Grand Total % |
|--------------|-----------|-----------|-----------|-----------|-------------|-----------|-----------|-----------|-----------|---------------|---------------|
|              | Age 00-21 | Age 22-39 | Age 40-54 | Age 55-99 | Men Total % | Age 00-21 | Age 22-39 | Age 40-54 | Age 55-99 | Women Total % |               |
| Active       | 2 100     | 214 100   | 136 100   | 31 100    | 383 100     | 0 0       | 3 100     | 3 100     | 0 0       | 6 100         | 389 100       |
| Total        | 2         | 214       | 136       | 31        | 383         | 0         | 3         | 3         | 0         | 6             | 389           |

Inmate statistical profile

Sample: ACTIVE PRISONERS EXCLUDING JAIL  
Active inmates 01/18/2005

Requestor: Statistics

Inst By Group by current age & sex

| Inst By Group | M E N       |             |             |             |             | W O M E N   |             |             |             |               | Grand Total % |
|---------------|-------------|-------------|-------------|-------------|-------------|-------------|-------------|-------------|-------------|---------------|---------------|
|               | Age 00-21 % | Age 22-39 % | Age 40-54 % | Age 55-99 % | Men Total % | Age 00-21 % | Age 22-39 % | Age 40-54 % | Age 55-99 % | Women Total % |               |
| State prison  | 2 100       | 214 100     | 136 100     | 31 100      | 383 100     | 0 0         | 3 100       | 3 100       | 0 0         | 6 100         | 389 100       |

Inmate statistical profile

Sample: ACTIVE PRISONERS EXCLUDING JAIL  
Active inmates 01/18/2005

Requestor: Statistics

Institution by current age & sex

| Institution           | M E N     |     |           |     |           |     |           |     | W O M E N |     |           |   |           |     |           |     | Grand Total | % |           |     |             |     |
|-----------------------|-----------|-----|-----------|-----|-----------|-----|-----------|-----|-----------|-----|-----------|---|-----------|-----|-----------|-----|-------------|---|-----------|-----|-------------|-----|
|                       | Age 00-21 | %   | Age 22-39 | %   | Age 40-54 | %   | Age 55-99 | %   | Men Total | %   | Age 00-21 | % | Age 22-39 | %   | Age 40-54 | %   |             |   | Age 55-99 | %   | Women Total | %   |
| Ware Prison           | 0         | 0   | 16        | 7   | 13        | 10  | 2         | 6   | 31        | 8   | 0         | 0 | 0         | 0   | 0         | 0   | 0           | 0 | 0         | 0   | 31          | 8   |
| Phillips Prison       | 0         | 0   | 9         | 4   | 6         | 4   | 1         | 3   | 16        | 4   | 0         | 0 | 0         | 0   | 0         | 0   | 0           | 0 | 0         | 0   | 16          | 4   |
| Arrendale Prison      | 0         | 0   | 9         | 4   | 8         | 6   | 0         | 0   | 17        | 4   | 0         | 0 | 0         | 0   | 0         | 0   | 0           | 0 | 0         | 0   | 17          | 4   |
| Georgia State Prison  | 0         | 0   | 31        | 14  | 18        | 13  | 6         | 19  | 55        | 14  | 0         | 0 | 0         | 0   | 0         | 0   | 0           | 0 | 0         | 0   | 55          | 14  |
| Mens Prison           | 0         | 0   | 0         | 0   | 0         | 0   | 1         | 3   | 1         | 0   | 0         | 0 | 0         | 0   | 0         | 0   | 0           | 0 | 0         | 0   | 1           | 0   |
| Jackson Prison-Diag   | 0         | 0   | 4         | 2   | 4         | 3   | 0         | 0   | 8         | 2   | 0         | 0 | 0         | 0   | 0         | 0   | 0           | 0 | 0         | 0   | 8           | 2   |
| Jackson Prison-Perm   | 0         | 0   | 0         | 0   | 2         | 1   | 0         | 0   | 2         | 1   | 0         | 0 | 0         | 0   | 0         | 0   | 0           | 0 | 0         | 0   | 2           | 1   |
| Coastal Prison        | 0         | 0   | 9         | 4   | 0         | 0   | 0         | 0   | 9         | 2   | 0         | 0 | 0         | 0   | 0         | 0   | 0           | 0 | 0         | 0   | 9           | 2   |
| Central Prison        | 0         | 0   | 0         | 0   | 0         | 0   | 1         | 3   | 1         | 0   | 0         | 0 | 0         | 0   | 0         | 0   | 0           | 0 | 0         | 0   | 1           | 0   |
| Augusta Med Prison    | 0         | 0   | 8         | 4   | 3         | 2   | 5         | 16  | 16        | 4   | 0         | 0 | 0         | 0   | 0         | 0   | 0           | 0 | 0         | 0   | 16          | 4   |
| Valdosta Prison       | 0         | 0   | 20        | 9   | 13        | 10  | 0         | 0   | 33        | 9   | 0         | 0 | 0         | 0   | 0         | 0   | 0           | 0 | 0         | 0   | 33          | 8   |
| Hays Prison           | 1         | 50  | 13        | 6   | 14        | 10  | 4         | 13  | 32        | 8   | 0         | 0 | 0         | 0   | 0         | 0   | 0           | 0 | 0         | 0   | 32          | 8   |
| Hancock Prison        | 0         | 0   | 18        | 8   | 6         | 4   | 1         | 3   | 25        | 7   | 0         | 0 | 0         | 0   | 0         | 0   | 0           | 0 | 0         | 0   | 25          | 6   |
| Telfair Prison        | 1         | 50  | 27        | 13  | 20        | 15  | 2         | 6   | 50        | 13  | 0         | 0 | 0         | 0   | 0         | 0   | 0           | 0 | 0         | 0   | 50          | 13  |
| Macon Prison          | 0         | 0   | 29        | 14  | 19        | 14  | 4         | 13  | 52        | 14  | 0         | 0 | 0         | 0   | 0         | 0   | 0           | 0 | 0         | 0   | 52          | 13  |
| Smith Prison          | 0         | 0   | 20        | 9   | 10        | 7   | 4         | 13  | 34        | 9   | 0         | 0 | 0         | 0   | 0         | 0   | 0           | 0 | 0         | 0   | 34          | 9   |
| Washington Women Pris | 0         | 0   | 0         | 0   | 0         | 0   | 0         | 0   | 0         | 0   | 0         | 0 | 2         | 67  | 0         | 0   | 0           | 0 | 2         | 33  | 2           | 1   |
| Baldwin Prison        | 0         | 0   | 1         | 0   | 0         | 0   | 0         | 0   | 1         | 0   | 0         | 0 | 0         | 0   | 0         | 0   | 0           | 0 | 0         | 0   | 1           | 0   |
| Metro Womens Prison   | 0         | 0   | 0         | 0   | 0         | 0   | 0         | 0   | 0         | 0   | 0         | 1 | 33        | 1   | 33        | 0   | 0           | 0 | 2         | 33  | 2           | 1   |
| Pulaski Womens Pris   | 0         | 0   | 0         | 0   | 0         | 0   | 0         | 0   | 0         | 0   | 0         | 2 | 67        | 0   | 0         | 0   | 0           | 2 | 33        | 2   | 1           |     |
| Total reported        | 4         | 100 | 428       | 100 | 272       | 100 | 62        | 100 | 766       | 100 | 0         | 0 | 6         | 100 | 6         | 100 | 0           | 0 | 12        | 100 | 778         | 100 |
| Percent reported      | 100.0     |     | 100.0     |     | 100.0     |     | 100.0     |     | 100.0     |     | .0        |   | 100.0     |     | 100.0     |     | .0          |   | 100.0     |     | 100.0       |     |
| Not Reported          | 0         |     | 0         |     | 0         |     | 0         |     | 0         |     | 0         |   | 0         |     | 0         |     | 0           |   | 0         |     | 0           |     |
| Total                 | 2         |     | 214       |     | 136       |     | 31        |     | 383       |     | 0         |   | 3         |     | 3         |     | 0           |   | 6         |     | 389         |     |



Inmate statistical profile

Sample: ACTIVE PRISONERS EXCLUDING JAIL  
Active inmates 01/18/2005

Requestor: Statistics

Misdemeanors And Felonies by current age & sex

| Crime Type       | M E N     |             |             |             |             | W O M E N |             |             |             |               | Grand Total % |
|------------------|-----------|-------------|-------------|-------------|-------------|-----------|-------------|-------------|-------------|---------------|---------------|
|                  | Age 00-21 | Age % 22-39 | Age % 40-54 | Age % 55-99 | Men % Total | Age 00-21 | Age % 22-39 | Age % 40-54 | Age % 55-99 | Women % Total |               |
| MISDEMEANOR      | 0 0       | 0 0         | 0 0         | 0 0         | 0 0         | 0 0       | 0 0         | 0 0         | 0 0         | 0 0           | 0 0           |
| FELONY           | 2 100     | 214 100     | 136 100     | 31 100      | 383 100     | 0 0       | 3 100       | 3 100       | 0 0         | 6 100         | 389 100       |
| Total reported   | 2 100     | 214 100     | 136 100     | 31 100      | 383 100     | 0 0       | 3 100       | 3 100       | 0 0         | 6 100         | 389 100       |
| Percent reported | 100.0     | 100.0       | 100.0       | 100.0       | 100.0       | .0        | 100.0       | 100.0       | .0          | 100.0         | 100.0         |
| NOT REPORTED     | 0         | 0           | 0           | 0           | 0           | 0         | 0           | 0           | 0           | 0             | 0             |
| Total            | 2         | 214         | 136         | 31          | 383         | 0         | 3           | 3           | 0           | 6             | 389           |

Inmate statistical profile

Sample: ACTIVE PRISONERS EXCLUDING JAIL  
Active inmates 01/18/2005

Requestor: Statistics

Crimes By Group by current age & sex

| Crimes By Group      | M E N       |             |             |             |             |             |             |             | W O M E N   |               |         |  |  |  |  |  | Grand Total % |
|----------------------|-------------|-------------|-------------|-------------|-------------|-------------|-------------|-------------|-------------|---------------|---------|--|--|--|--|--|---------------|
|                      | Age 00-21 % | Age 22-39 % | Age 40-54 % | Age 55-99 % | Men Total % | Age 00-21 % | Age 22-39 % | Age 40-54 % | Age 55-99 % | Women Total % |         |  |  |  |  |  |               |
| HOMICIDE             | 2 100       | 145 68      | 59 43       | 17 55       | 223 58      | 0 0         | 3 100       | 3 100       | 0 0         | 6 100         | 229 59  |  |  |  |  |  |               |
| ABORTION             | 0 0         | 0 0         | 0 0         | 0 0         | 0 0         | 0 0         | 0 0         | 0 0         | 0 0         | 0 0           | 0 0     |  |  |  |  |  |               |
| BODILY INJRY&REL OFF | 0 0         | 19 9        | 22 16       | 2 6         | 43 11       | 0 0         | 0 0         | 0 0         | 0 0         | 0 0           | 43 11   |  |  |  |  |  |               |
| ARSON & REL OFF      | 0 0         | 0 0         | 0 0         | 0 0         | 0 0         | 0 0         | 0 0         | 0 0         | 0 0         | 0 0           | 0 0     |  |  |  |  |  |               |
| DAMAGE OF PROPERTY   | 0 0         | 0 0         | 0 0         | 0 0         | 0 0         | 0 0         | 0 0         | 0 0         | 0 0         | 0 0           | 0 0     |  |  |  |  |  |               |
| BURGLARY & REL OFF   | 0 0         | 0 0         | 1 1         | 0 0         | 1 0         | 0 0         | 0 0         | 0 0         | 0 0         | 0 0           | 1 0     |  |  |  |  |  |               |
| FORGERY & REL OFF    | 0 0         | 0 0         | 0 0         | 0 0         | 0 0         | 0 0         | 0 0         | 0 0         | 0 0         | 0 0           | 0 0     |  |  |  |  |  |               |
| THEFT                | 0 0         | 0 0         | 0 0         | 0 0         | 0 0         | 0 0         | 0 0         | 0 0         | 0 0         | 0 0           | 0 0     |  |  |  |  |  |               |
| ROBBERY              | 0 0         | 25 12       | 24 18       | 8 26        | 57 15       | 0 0         | 0 0         | 0 0         | 0 0         | 0 0           | 57 15   |  |  |  |  |  |               |
| SEXUAL OFFENSES      | 0 0         | 21 10       | 25 18       | 4 13        | 50 13       | 0 0         | 0 0         | 0 0         | 0 0         | 0 0           | 50 13   |  |  |  |  |  |               |
| OBSCENITY CRIMES     | 0 0         | 0 0         | 0 0         | 0 0         | 0 0         | 0 0         | 0 0         | 0 0         | 0 0         | 0 0           | 0 0     |  |  |  |  |  |               |
| TREASON & REL OFF    | 0 0         | 0 0         | 0 0         | 0 0         | 0 0         | 0 0         | 0 0         | 0 0         | 0 0         | 0 0           | 0 0     |  |  |  |  |  |               |
| CRIMES INVOLVNG GOVT | 0 0         | 0 0         | 0 0         | 0 0         | 0 0         | 0 0         | 0 0         | 0 0         | 0 0         | 0 0           | 0 0     |  |  |  |  |  |               |
| FALSIFICATIONS       | 0 0         | 0 0         | 0 0         | 0 0         | 0 0         | 0 0         | 0 0         | 0 0         | 0 0         | 0 0           | 0 0     |  |  |  |  |  |               |
| OBSTRUCT LAW ENFORCE | 0 0         | 0 0         | 0 0         | 0 0         | 0 0         | 0 0         | 0 0         | 0 0         | 0 0         | 0 0           | 0 0     |  |  |  |  |  |               |
| DISORDERLY CONDUCT   | 0 0         | 0 0         | 0 0         | 0 0         | 0 0         | 0 0         | 0 0         | 0 0         | 0 0         | 0 0           | 0 0     |  |  |  |  |  |               |
| GAMBLING & REL OFF   | 0 0         | 0 0         | 0 0         | 0 0         | 0 0         | 0 0         | 0 0         | 0 0         | 0 0         | 0 0           | 0 0     |  |  |  |  |  |               |
| CRUELTY TO CHILDREN  | 0 0         | 0 0         | 0 0         | 0 0         | 0 0         | 0 0         | 0 0         | 0 0         | 0 0         | 0 0           | 0 0     |  |  |  |  |  |               |
| CRIMES WITH GUNS     | 0 0         | 0 0         | 0 0         | 0 0         | 0 0         | 0 0         | 0 0         | 0 0         | 0 0         | 0 0           | 0 0     |  |  |  |  |  |               |
| INVASION PRIVACY     | 0 0         | 0 0         | 0 0         | 0 0         | 0 0         | 0 0         | 0 0         | 0 0         | 0 0         | 0 0           | 0 0     |  |  |  |  |  |               |
| RACKETEERING         | 0 0         | 0 0         | 0 0         | 0 0         | 0 0         | 0 0         | 0 0         | 0 0         | 0 0         | 0 0           | 0 0     |  |  |  |  |  |               |
| DRUG ABUSE OFFENSES  | 0 0         | 3 1         | 5 4         | 0 0         | 8 2         | 0 0         | 0 0         | 0 0         | 0 0         | 0 0           | 8 2     |  |  |  |  |  |               |
| DRUG TRAFFICKING     | 0 0         | 1 0         | 0 0         | 0 0         | 1 0         | 0 0         | 0 0         | 0 0         | 0 0         | 0 0           | 1 0     |  |  |  |  |  |               |
| AUTO CRIMES          | 0 0         | 0 0         | 0 0         | 0 0         | 0 0         | 0 0         | 0 0         | 0 0         | 0 0         | 0 0           | 0 0     |  |  |  |  |  |               |
| REVENUE & CONTRABAND | 0 0         | 0 0         | 0 0         | 0 0         | 0 0         | 0 0         | 0 0         | 0 0         | 0 0         | 0 0           | 0 0     |  |  |  |  |  |               |
| CRIMES OF OTH STATES | 0 0         | 0 0         | 0 0         | 0 0         | 0 0         | 0 0         | 0 0         | 0 0         | 0 0         | 0 0           | 0 0     |  |  |  |  |  |               |
| MISC. FELONIES       | 0 0         | 0 0         | 0 0         | 0 0         | 0 0         | 0 0         | 0 0         | 0 0         | 0 0         | 0 0           | 0 0     |  |  |  |  |  |               |
| MISDEMEANORS         | 0 0         | 0 0         | 0 0         | 0 0         | 0 0         | 0 0         | 0 0         | 0 0         | 0 0         | 0 0           | 0 0     |  |  |  |  |  |               |
| Total reported       | 2 100       | 214 100     | 136 100     | 31 100      | 383 100     | 0 0         | 3 100       | 3 100       | 0 0         | 6 100         | 389 100 |  |  |  |  |  |               |
| Percent reported     | 100.0       | 100.0       | 100.0       | 100.0       | 100.0       | .0          | 100.0       | 100.0       | .0          | 100.0         | 100.0   |  |  |  |  |  |               |
| NOT REPORTED         | 0           | 0           | 0           | 0           | 0           | 0           | 0           | 0           | 0           | 0             | 0       |  |  |  |  |  |               |
| Total                | 2           | 214         | 136         | 31          | 383         | 0           | 3           | 3           | 0           | 6             | 389     |  |  |  |  |  |               |

Inmate statistical profile

Sample: ACTIVE PRISONERS EXCLUDING JAIL  
Active inmates 01/18/2005

Requestor: Statistics

Most Serious Offense by current age & sex

| Most Serious Offense | M E N       |             |             |             |             | W O M E N   |             |             |             |               | Grand Total % |   |          |     |          |     |          |   |          |     |            |    |    |
|----------------------|-------------|-------------|-------------|-------------|-------------|-------------|-------------|-------------|-------------|---------------|---------------|---|----------|-----|----------|-----|----------|---|----------|-----|------------|----|----|
|                      | Age 00-21 % | Age 22-39 % | Age 40-54 % | Age 55-99 % | Men Total % | Age 00-21 % | Age 22-39 % | Age 40-54 % | Age 55-99 % | Women Total % |               |   |          |     |          |     |          |   |          |     |            |    |    |
| MURDER               | 2           | 100         | 145         | 68          | 59          | 43          | 17          | 55          | 223         | 58            | 0             | 0 | 3        | 100 | 3        | 100 | 0        | 0 | 6        | 100 | 229        | 59 |    |
| KIDNAPPING           | 0           | 0           | 19          | 9           | 22          | 16          | 2           | 6           | 43          | 11            | 0             | 0 | 0        | 0   | 0        | 0   | 0        | 0 | 0        | 0   | 0          | 43 | 11 |
| BURGLARY             | 0           | 0           | 0           | 0           | 1           | 1           | 0           | 0           | 1           | 0             | 0             | 0 | 0        | 0   | 0        | 0   | 0        | 0 | 0        | 0   | 0          | 1  | 0  |
| ARMED ROBBERY        | 0           | 0           | 25          | 12          | 23          | 17          | 8           | 26          | 56          | 15            | 0             | 0 | 0        | 0   | 0        | 0   | 0        | 0 | 0        | 0   | 0          | 56 | 14 |
| HIJACKING MOTOR VEHI | 0           | 0           | 0           | 0           | 1           | 1           | 0           | 0           | 1           | 0             | 0             | 0 | 0        | 0   | 0        | 0   | 0        | 0 | 0        | 0   | 0          | 1  | 0  |
| RAPE                 | 0           | 0           | 17          | 8           | 19          | 14          | 4           | 13          | 40          | 10            | 0             | 0 | 0        | 0   | 0        | 0   | 0        | 0 | 0        | 0   | 0          | 40 | 10 |
| AGGRAV SODOMY        | 0           | 0           | 1           | 0           | 0           | 0           | 0           | 0           | 1           | 0             | 0             | 0 | 0        | 0   | 0        | 0   | 0        | 0 | 0        | 0   | 0          | 1  | 0  |
| AGGRAV SEXUAL BATTER | 0           | 0           | 0           | 0           | 2           | 1           | 0           | 0           | 2           | 1             | 0             | 0 | 0        | 0   | 0        | 0   | 0        | 0 | 0        | 0   | 0          | 2  | 1  |
| CHILD MOLESTATION    | 0           | 0           | 0           | 0           | 2           | 1           | 0           | 0           | 2           | 1             | 0             | 0 | 0        | 0   | 0        | 0   | 0        | 0 | 0        | 0   | 0          | 2  | 1  |
| AGGRAV CHILD MOLESTA | 0           | 0           | 3           | 1           | 2           | 1           | 0           | 0           | 5           | 1             | 0             | 0 | 0        | 0   | 0        | 0   | 0        | 0 | 0        | 0   | 0          | 5  | 1  |
| VIOL GA CNTRL SBST A | 0           | 0           | 0           | 0           | 1           | 1           | 0           | 0           | 1           | 0             | 0             | 0 | 0        | 0   | 0        | 0   | 0        | 0 | 0        | 0   | 0          | 1  | 0  |
| S/D CONT SUB SCHOOL  | 0           | 0           | 1           | 0           | 0           | 0           | 0           | 0           | 1           | 0             | 0             | 0 | 0        | 0   | 0        | 0   | 0        | 0 | 0        | 0   | 0          | 1  | 0  |
| S/D COCAINE          | 0           | 0           | 2           | 1           | 1           | 1           | 0           | 0           | 3           | 1             | 0             | 0 | 0        | 0   | 0        | 0   | 0        | 0 | 0        | 0   | 0          | 3  | 1  |
| POSS OF COCAINE      | 0           | 0           | 0           | 0           | 3           | 2           | 0           | 0           | 3           | 1             | 0             | 0 | 0        | 0   | 0        | 0   | 0        | 0 | 0        | 0   | 0          | 3  | 1  |
| ATT/CONSPRCY COMMT C | 0           | 0           | 1           | 0           | 0           | 0           | 0           | 0           | 1           | 0             | 0             | 0 | 0        | 0   | 0        | 0   | 0        | 0 | 0        | 0   | 0          | 1  | 0  |
| <b>Total</b>         | <b>2</b>    |             | <b>214</b>  |             | <b>136</b>  |             | <b>31</b>   |             | <b>383</b>  |               | <b>0</b>      |   | <b>3</b> |     | <b>3</b> |     | <b>0</b> |   | <b>6</b> |     | <b>389</b> |    |    |

NOTE: In the table below, misdemeanors come first, and are in lower-case letters. AFTER THAT COME FELONIES, IN UPPER-CASE LETTERS.

Inmate statistical profile

Sample: ACTIVE PRISONERS EXCLUDING JAIL  
Active inmates 01/18/2005

Requestor: Statistics

Most Serious Crime Type by current age & sex

| Crime Type | M E N       |             |             |             |             | W O M E N   |             |             |             |               | Grand Total % |
|------------|-------------|-------------|-------------|-------------|-------------|-------------|-------------|-------------|-------------|---------------|---------------|
|            | Age 00-21 % | Age 22-39 % | Age 40-54 % | Age 55-99 % | Men Total % | Age 00-21 % | Age 22-39 % | Age 40-54 % | Age 55-99 % | Women Total % |               |
| VIOL/PERSN | 2 100       | 189 88      | 105 77      | 27 87       | 323 84      | 0 0         | 3 100       | 3 100       | 0 0         | 6 100         | 329 85        |
| NVIOL/PERS | 0 0         | 0 0         | 0 0         | 0 0         | 0 0         | 0 0         | 0 0         | 0 0         | 0 0         | 0 0           | 0 0           |
| PROPERTY   | 0 0         | 0 0         | 1 1         | 0 0         | 1 0         | 0 0         | 0 0         | 0 0         | 0 0         | 0 0           | 1 0           |
| DRUG SALES | 0 0         | 4 2         | 1 1         | 0 0         | 5 1         | 0 0         | 0 0         | 0 0         | 0 0         | 0 0           | 5 1           |
| DRUG POSSN | 0 0         | 0 0         | 4 3         | 0 0         | 4 1         | 0 0         | 0 0         | 0 0         | 0 0         | 0 0           | 4 1           |
| ALCOHOL    | 0 0         | 0 0         | 0 0         | 0 0         | 0 0         | 0 0         | 0 0         | 0 0         | 0 0         | 0 0           | 0 0           |
| HABIT/DUI  | 0 0         | 0 0         | 0 0         | 0 0         | 0 0         | 0 0         | 0 0         | 0 0         | 0 0         | 0 0           | 0 0           |
| SEX OFFEND | 0 0         | 21 10       | 25 18       | 4 13        | 50 13       | 0 0         | 0 0         | 0 0         | 0 0         | 0 0           | 50 13         |
| OTHER      | 0 0         | 0 0         | 0 0         | 0 0         | 0 0         | 0 0         | 0 0         | 0 0         | 0 0         | 0 0           | 0 0           |
| Total      | 2           | 214         | 136         | 31          | 383         | 0           | 3           | 3           | 0           | 6             | 389           |